



Door Knob Sets


Four classic non-sprung Door Knob designs available in a variety of sizes, functions, and configurations.



▲ 1022



▲ 3048



▲ 3035



▲ 3036

Fixings

Standard Knob Sets are designed for uncontrolled, hinged, solid residential doors and are supplied with finish matched no.6 x 19mm wood screws and 8mm x 130mm stainless steel spindle (60mm max. door thickness).

Alternative spindle lengths and functions are available - see page DF2:080.

NB. Microtite Spindle Option is recommended for hollow core doors or those fitted with door controls and/or seals.

How to Order

Split Finish Sets - order as singles

- 1) select KNOB SET (e.g. **1022**)
- 2) choose RIM or MICROTITE option if required (e.g. 1022**RM** or 1022**MC**)
- 3) add FINISH (e.g. 1022**PB**, 1022**RM/PB** or 1022**MC/PB**).
- 4) add SIZE (e.g. 1022**PB/B**, 1022**RM/PB/B** or 1022**MC/PB/B**).

For FIXED DEAD (Dummy) FULL SETS add FDS (e.g. 1022**PB/B/FDS**).

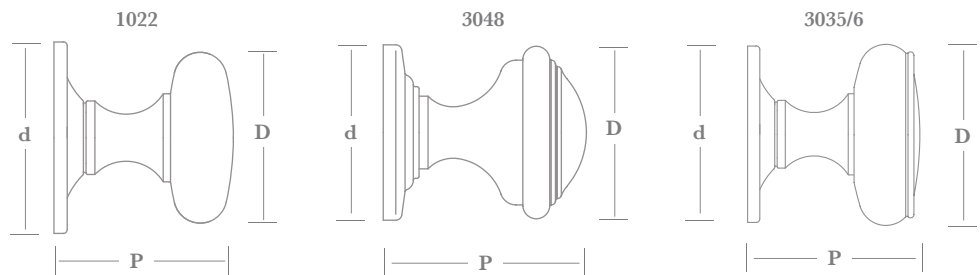
For HALF SET add H (e.g. 1022**PB/B/H**).

For FIXED DEAD (Dummy) HALF SET coding add FD (e.g. 1022**PB/B/FD**)

For RIM END HALF SET coding add RE to primary code (e.g. 1022**RE/PB/B**).

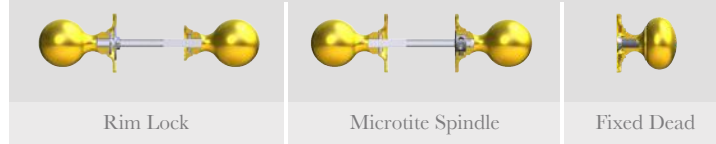
For use with 7.2mm spindles, add BWN to code (e.g. 1022**PB/B/BWN**).

Finishes - See our price list or website for finish availability.



		D (diameter)	d (diameter)	P (projection)
1022	A	Ø 57	Ø 65	61
3035	B	Ø 62	Ø 70	66
3036	B	Ø 62	Ø 70	66
3048	A	Ø 54	Ø 57	63
3048	B	Ø 60	Ø 63	66

Options available - see page DF2:080



Rim Lock

Microtite Spindle


Fixed Dead

Door Knob Sets


Four classic non-sprung Door Knob designs, each available in four sizes, and a variety of functions and configurations.



▲ 3034



▲ 3038



▲ 3041



▲ 3045

Fixings

Standard Knob Sets are designed for uncontrolled, hinged, solid residential doors and are supplied with finish matched no.6 x 19mm wood screws and 8mm x 130mm stainless steel spindle (60mm max. door thickness).

Alternative spindle lengths and functions are available - see page DF2:080.

NB. Microtite Spindle Option is recommended for hollow core doors or those fitted with door controls and/or seals.

How to Order

Split Finish Sets - order as singles

- 1) select KNOB SET (e.g. 3045)
- 2) choose RIM or MICROTITE option if required (e.g. 3045**RM** or 3045**MC**)
- 3) add FINISH (e.g. 3045**PB**, 3045**RM/PB** or 3045**MC/PB**).
- 4) add SIZE (e.g. 3045**PB/B**, 3045**RM/PB/B** or 3045**MC/PB/B**).

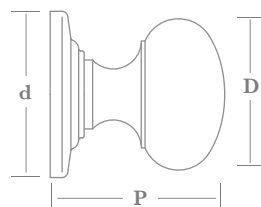
For FIXED DEAD (Dummy) FULL SETS add FDS (e.g. 3045**PB/B/FDS**).

For HALF SET add H (e.g. 3045**PB/B/H**).

For FIXED DEAD (Dummy) HALF SET coding add FD (e.g. 3045**PB/B/FD**)

For RIM END HALF SET coding add RE to primary code (e.g. 3045**RE/PB/B**).


For use with 7.2mm spindles, add BWN to code (e.g. 3045**PB/B/BWN**).



	AA(*)	A	B	C
D (diameter)	Ø 44	Ø 50	Ø 57	Ø 63
d (diameter)	Ø 51	Ø 57	Ø 64	Ø 70
P (projection)	52	60	66	70

(*) AA size not available with Microtite Spindle Option

Options available - see page DF2:080



Finishes - See our price list or website for finish availability.

Door Knob Sets

Four classic non-sprung Door Knob designs available in a variety of functions and configurations.

Each knob is precision CNC machined for accuracy and consistent fine detailing.



▲ 1023



▲ 1014



▲ 1027



▲ 1018

Fixings

Standard Knob Sets are designed for uncontrolled, hinged, solid residential doors and are supplied with finish matched no.6 x 19mm wood screws. 1023 and 1027 supplied with 8mm x 130mm stainless steel spindle (60mm max. door thickness), 1014 and 1018 supplied with 8mm x 175mm stainless steel spindle (76mm max. door thickness).

Alternative spindle lengths and functions are available - see page DF2:080.

NB. Microtite Spindle Option is recommended for hollow core doors or those fitted with door controls and/or seals.

How to Order

Split Finish Sets - order as singles

- 1) select KNOB SET (e.g. **1014**)
- 2) choose RIM or MICROTITE option if required (e.g. 1014**RM** or 1014**MC**)
- 3) add FINISH (e.g. 1014**PB**, 1014**RM/PB** or 1014**MC/PB**).

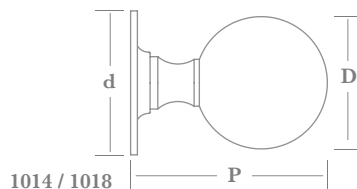
For FIXED DEAD (Dummy) FULL SETS add FDS (e.g. 1014**PB/B/FDS**).

For HALF SET add H (e.g. 1014**PB/H**).

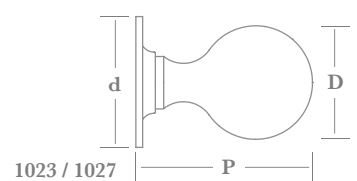
For FIXED DEAD (Dummy) HALF SET coding add FD (e.g. 1014**PB/FD**)

For RIM END HALF SET coding add RE to primary code (e.g. 1014**RE/PB**).

For use with 7.2mm spindles, add BWN to code (e.g. 1014**PB/BWN**).




1014 / 1018



1023 / 1027

	D (diameter)	d (diameter)	P (projection)
1023	Ø 46	Ø 57	78
1014	Ø 55	Ø 63	85
1027	Ø 45	Ø 57	78
1018	Ø 54	Ø 63	85

Options available - see page DF2:080



Rim Lock

Microtite Spindle


Fixed Dead

Finishes - See our price list or website for finish availability.

Door Knob Sets

Two classic non-sprung Door Knob designs available in a variety of functions, and configurations.

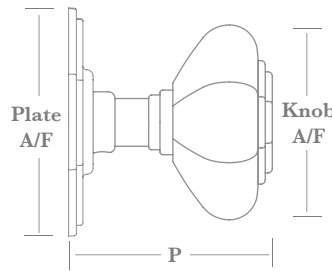
The bead detail on the 3821 is formed in the forging die and therefore has larger beads than the 3036 & 3038 knobs shown on previous pages.



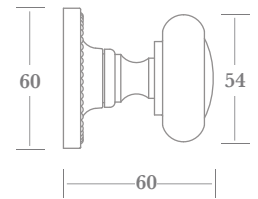
▲ **3037** (no microtite option available - supplied with lockpoint spindle & grub screw as standard)



▲ **3821**



	3037	A	B
Knob A/F	57	69	
Plate A/F	64	78	
P (projection)	64	73	



A/F = dimension across flats

Fixings

Standard Knob Sets are designed for uncontrolled, hinged, solid residential doors and are supplied with finish matched no.6 x 19mm wood screws and 8mm x 130mm stainless steel spindle (60mm max. door thickness).

NB. 3821 Microtite Spindle Option is recommended for hollow core doors or those fitted with door controls and/or seals.

3037 only - supplied with stainless steel lockpoint spindle and grub screw as standard (64mm max door thickness).

Alternative spindle lengths and functions are available - see page DF2:080.

How to Order

Split Finish Sets - order as singles

- 1) select KNOB SET (e.g. **3821**)
- 2) choose RIM or MICROTITE option if required (e.g. **3821RM** or **3821MC**)
- 3) add FINISH (e.g. **3821PB**, **3821RM/PB** or **3821MC/PB**).
- 4) add SIZE 3037 only (e.g. **3037PB/B**).

For FIXED DEAD (Dummy) FULL SETS add FDS (e.g. **3037PB/B/FDS**).

For HALF SET add H (e.g. **3821PB/H** or **3037PB/B/H**).


For FIXED DEAD (Dummy) HALF SET coding add FD (e.g. **3821PB/FD**).

For RIM END HALF SET coding add RE to primary code (e.g. **3821RE/PB**).

For use with 7.2mm spindles, diamond orientation, add BWN to code (e.g. **3821PB/BWN** or **3037PB/B/BWN**).

Finishes - See our price list or website for finish availability.

Options available - see page DF2:080



Door Knob Sets

Two sizes of non-sprung Oval Door Knobs offered fitted to a choice of either Square, Round or Oval Rosettes.

The Square Plate can also be installed in a diamond orientation if desired.




square/diamond plate

▲ 9150



square/diamond plate

▲ 9154




round rosette

▲ 1017



oval rosette

▲ 9152



round rosette

▲ 1021



oval rosette

▲ 9151

Fixings

Standard Knob Sets are designed for uncontrolled, hinged, solid residential doors and are supplied with finish matched no.6 x 19mm wood screws and 8mm x 130mm stainless steel spindle (60mm max. door thickness).

Alternative spindle lengths and functions are available - see page DF2:080.

NB. Microtite Spindle Option is recommended for hollow core doors or those fitted with door controls and/or seals.

How to Order

Split Finish Sets - order as singles

- 1) select KNOB SET (e.g. **1021**)
- 2) choose RIM or MICROTITE option if required (e.g. 1021**RM** or 1021**MC**)
- 3) add FINISH (e.g. 1021**PB**, 1021**RM/PB** or 1021**MC/PB**).

For FIXED DEAD (Dummy) FULL SETS add FDS (e.g. 1021**PB/B/FDS**).

For HALF SET add H (e.g. 1021**PB/H**).

For FIXED DEAD (Dummy) HALF SET coding add FD (e.g. 1021**PB/FD**)

For RIM END HALF SET coding add RE to primary code (e.g. 1021**RE/PB**).

For use with 7.2mm spindles, diamond orientation, add BWN to code (e.g. 1021**PB/BWN**).

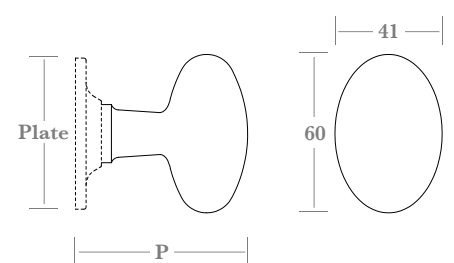
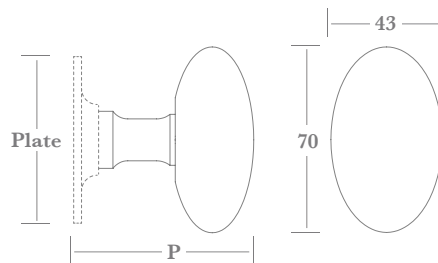



	plate size	P (projection)
9150	57 sq	66
1017	Ø 64	69
9152	70 x 46	69

	plate size	P (projection)
9154	57 sq	62
1021	Ø 57	65
9151	70 x 46	65

Options available - see page DF2:080



Finishes - See our price list or website for finish availability.

Door Knob Sets

A domed non-sprung Oval design Door Knob offered fitted to a choice of either Square, Round or Oval Rosettes - along with a non-sprung Art Deco design Door Knob on rectangular Plate.

Both knobs are available in a variety of functions and configurations.

The Square Plate can also be installed in a diamond orientation.

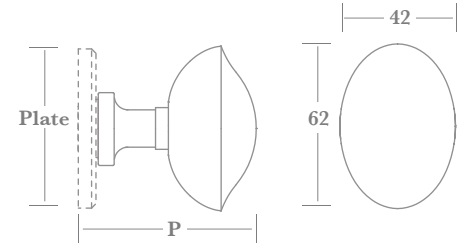


	plate size	P (projection)
9155	57 sq	64
9157	Ø 57	67
9153	70 x 46	67

▲ 9155



▲ 9157

▲ 9153

Fixings

Standard Knob Sets are designed for uncontrolled, hinged, solid residential doors and are supplied with finish matched no.6 x 19mm wood screws and 8mm x 130mm stainless steel spindle (60mm max. door thickness).

Alternative spindle lengths and functions are available - see page DF2:080.

NB. Microtite Spindle Option is recommended for hollow core doors or those fitted with door controls and/or seals.

How to Order

Split Finish Sets - order as singles

- 1) select KNOB SET (e.g. **9155**)
- 2) choose RIM or MICROTITE option if required (e.g. 9155**RM** or 9155**MC**)
- 3) add FINISH (e.g. 9155**PB**, 9155**RM/PB** or 9155**MC/PB**).

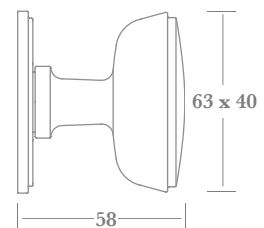
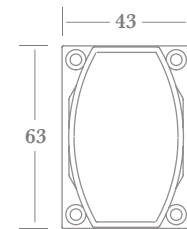
For FIXED DEAD (Dummy) FULL SETS add FDS (e.g. 9155**PB/B/FDS**).

For HALF SET add H (e.g. 9155**PB/H**).

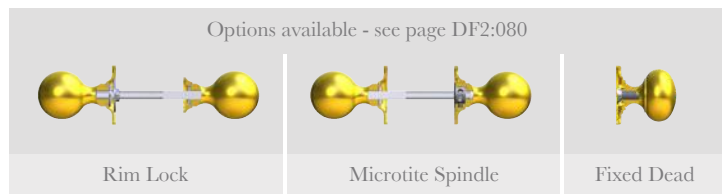
For FIXED DEAD (Dummy) HALF SET coding add FD (e.g. 9155**PB/FD**).

For RIM END HALF SET coding add RE to primary code (e.g. 9155**RE/PB**).

For use with 7.2mm spindles, diamond orientation, add BWN to code (e.g. 9155**PB/BWN**).



Options available - see page DF2:080



Finishes - See our price list or website for finish availability.

Door Knob Sets & Ring Handles

A choice of two non-sprung Door Knobs fitted to large rectangular Backplates, traditionally known as 'School Board Plates'.

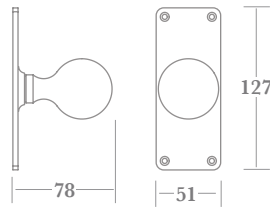
Two designs of non-sprung Ring Handle Sets, each available in two sizes, offered with a variety of functions and configurations.



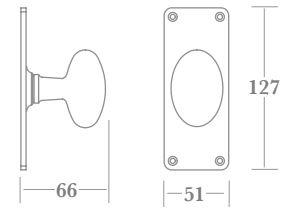
▲ 1024



▲ 1032



knob size 46 diameter



knob size 60 x 40

Fixings

Standard Knob Sets are designed for uncontrolled, hinged, solid residential doors and are supplied with finish matched no.6 x 19mm wood screws and 8mm x 130mm stainless steel spindle (60mm max. door thickness).

Alternative spindle lengths and functions are available - see page DF2:080.

NB. Microtite Spindle Option is recommended for hollow core doors or those fitted with door controls and/or seals.

How to Order

Split Finish Sets - order as singles

- 1) select KNOB/RING SET (e.g. **1040**)
- 2) choose RIM option if required (e.g. 1040**RM**)
- 3) add FINISH (e.g. 1040**PB** or 1040**RM/PB**)
- 4) add SIZE 1040/1 ONLY (e.g. 1040**PB/B** or 1040**RM/PB/B**).

For FIXED DEAD (Dummy) Full Set coding add FDS (e.g. 1040**PB/FDS**)

For HALF SET add H (e.g. 1040**PB/B/H**).

For FIXED DEAD (Dummy) HALF SET coding add FD (e.g. 1040**PB/B/FD**).

For RIM END HALF SET coding add RE to primary code (e.g. 1040**RE/PB/B**).

For use with 7.2mm spindles, diamond orientation, add BWN to code (e.g. 1040**PB/B/BWN**).

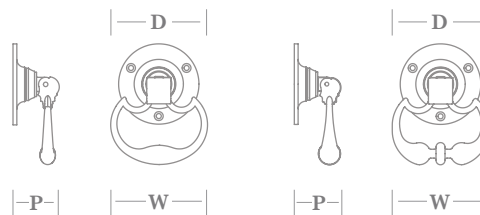
Finishes - See our price list or website for finish availability.



▲ 1040



▲ 1041



1040/1	A	B
P (projection)	34	36
W (width)	63	76
D (diameter)	63	63

RIM LOCK OPTION

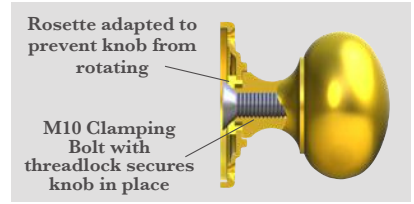
Please refer to page DF2:080 for further information

Door Knob Options

Fixed Dead (Dummy) Option

As an alternative to using Taylors Spindles (see below) we can factory fix dead Knobs to plates and roses.

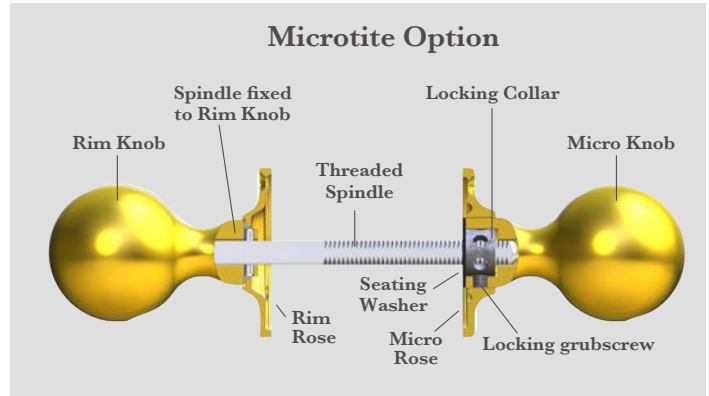
To order this option add **FD** to code for half sets (e.g. 3034PB/B/**FD**) or **FDS** for full sets (e.g. 3034PB/B/**FDS**).



Microtite Option

- Recommended for hollow core doors or those fitted with a door control and/or seals.
- Unique design.
- Infinitely adjustable for doors between 35mm and 65mm thick.
- All the pulling force transferred through the spindle.
- No visible grubscrew.
- Split finish sets are available - please contact for coding and pricing information.

To order this option add **MC** after primary code (e.g. 1064**MC**/PB).

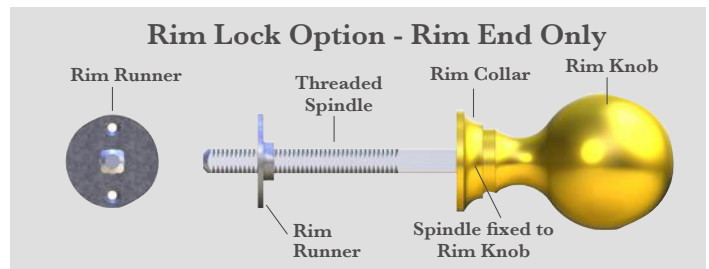
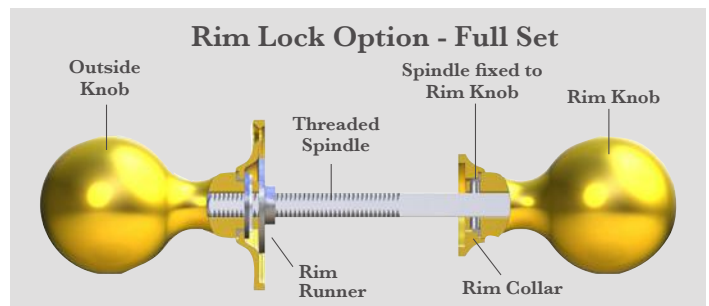


Rim Lock Options


- Unique design.
- Infinitely adjustable for overall thickness (door + rim lock) between 55mm and 95mm thick.
- All the pulling force from the rim lock side transferred through the spindle.
- No visible grubscrew.
- Split finish sets are available - please contact for coding and pricing information.

To order this option add **RM** after primary code (e.g. 1017**RM**/PB).


To order Rim End Only add **RE** after primary code (e.g. 1017**RE**/PB).



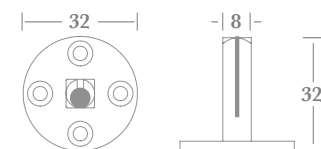
Spindle Options



▲ **9005 Plain Spindle** (stainless steel)

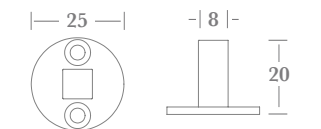


	A	B	C
L (length)	90	130	175



For fixed dead mounting of 1065 & 3037 knobs (DF2:040).
Supplied with no.6 x 19mm wood screws.

▲ **9001 Taylors Spindle** (stainless steel)



For fixed dead mounting of traditional knob & lever furniture (sections DF1 & DF2).
Supplied with no.6 x 19mm wood screws.

▲ **9000 Taylors Spindle** (zinc plated steel)