

Quadrant Arm Sash Fastener

A classic heavy duty Quadrant Arm Sash Fastener for double hung sliding sash windows available with four traditional knob designs - all featuring an optional lockable version with removable key.



approx actual size


▲ Sash Fastener available with four knob designs



▲ 0185



▲ 0187



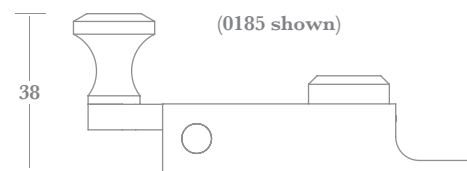
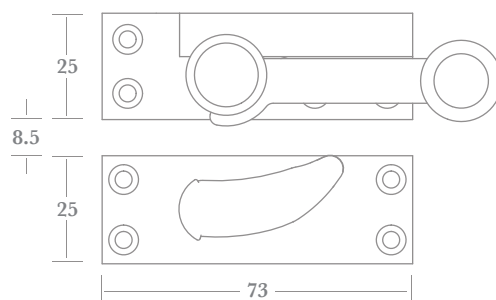
▲ 0188



▲ 0189

Fixings

Supplied with finish matched no.6 x 19mm wood screws.



▲ **LK** version with nickel plated key


Claw Sash Fasteners

Two Claw Sash Fasteners for double hung sliding sash windows. The traditional version is available in two sizes, each with three knob designs; and the contemporary version is one size, but two knob designs.

A particular feature of these Fasteners is the narrow 9.5mm wide Receiver Plates. Lockable versions with non-removable Locking Caps and separate keys are also available.



▲ Sash Fastener available with three knob designs




▲ 0179

▲ 0180

▲ 0182



▲ Sash Fastener available with two knob designs

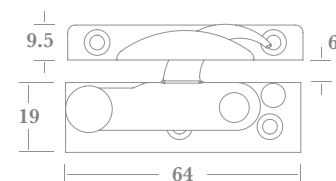
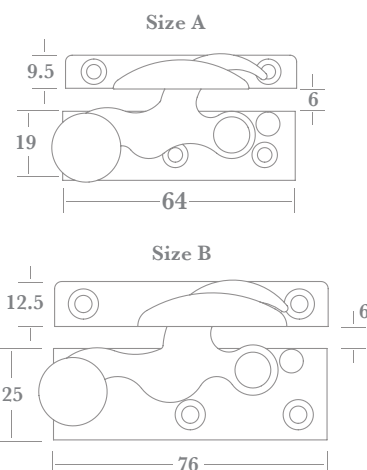


▲ 0183

▲ 0184



▲ LK version with nickel plated key



Fixings

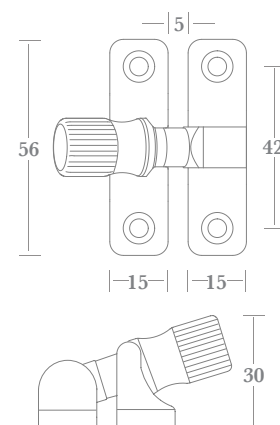
Supplied with finish matched no.6 x 19mm wood screws (except 0179 - 82 Size B: no.8 x 25mm).

Sash Fasteners


Two classic Sash Fasteners for double hung sliding sash windows.

The Brighton Fastener is offered with four knob designs, all available with an optional locking facility and removable key. A feature of this Fastener is the 15mm wide Receiver Plate which is particularly useful to accommodate a narrow fixing area.

The Fitch Fastener is also available in a lockable version with finish matched non-removable Locking Cap and separate key.




▲ **Brighton Fastener** (available with four knob designs)



▲ **0190**




▲ **0191**



▲ **0192**

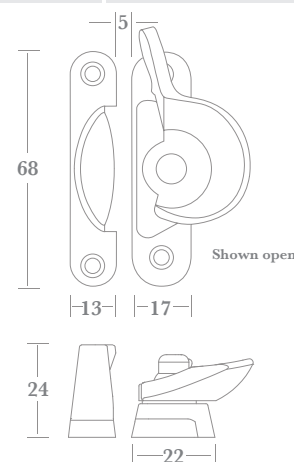


▲ **0193**



Fixings

Supplied with finish matched no.8 x 25mm screws.



▲ **0194 Fitch Fastener**



0190 shown



▲ **LK** versions with nickel plated key

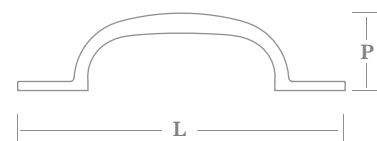
Sash Handles, Sash Stop & Eye

A traditional design Sash Handle available in three sizes - usually fitted to the underneath of the top sliding sash.

A Sash Eye for remote operation of the top sliding sash using a Pole Hook (see page WF4:020).



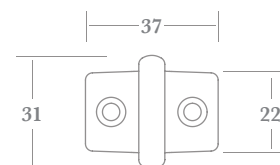
▲ 1436 Sash Handles



	A	B	C
L (length)	102	127	152
P (projection)	28	30	36



approx actual size



A Sash Stop designed to limit the opening on the bottom sliding sash. Normally fitted into the face of the top sash with the Strike Plate fitted onto the top of the bottom sash. The 0204 Strike Plate is fully finished both sides to facilitate use as LH or RH. The Key is available to order separately (which will reduce the number of keys supplied for a room with multiple openings).

Fixings

0203 and 1436 supplied with finish matched no.6 x 19mm wood screws.

1009 supplied with finish matched no.8 x 25mm wood screws.

0204 Strike Plate supplied with finish matched no.4 x 13mm wood screws.


▲ 1009 Sash Eye (designed to work with Pole Hook no.2155 - see page WF4:020)



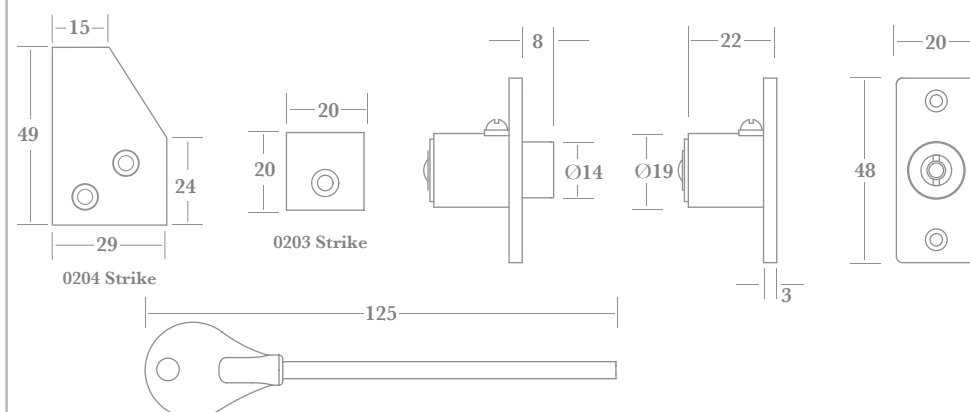
▲ 0203 Sash Stop



▲ 0204 Sash Stop



▲ 0203KEY
(order separately)



Sash Lifts

A selection of six period designs of Sash Lift for double hung sliding sash windows.



Fixings

0980, 0992, 0994 and 0990 supplied with finish matched no.8 x 25mm wood screws.

0987 and 7205 supplied with finish matched no.6 x 19mm wood screws.



▲ 0980



▲ 0987



▲ 7205



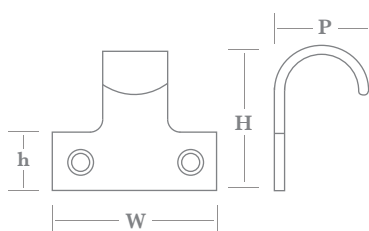
▲ 0992



▲ 0994



▲ 0990



	H (height)	W (width)	h (height)	P (projection)
0980	27	50	12.5	32
0987	25	76	25	24
0992	40	51	20	33
0990	45	48	19	33
0994	61	61	22	46
7205...AA	28	50	17	25
7205...A	28	64	17	25
7205...B	28	76	17	25

Shutter Bars


A Shutter Bar for use on internally fitted shutters found in Georgian and Victorian period houses.

Bars are available in both standard and custom lengths, all featuring a sprung latching mechanism, for ease of engagement and release.



▲ 0250

(200mm length shown)

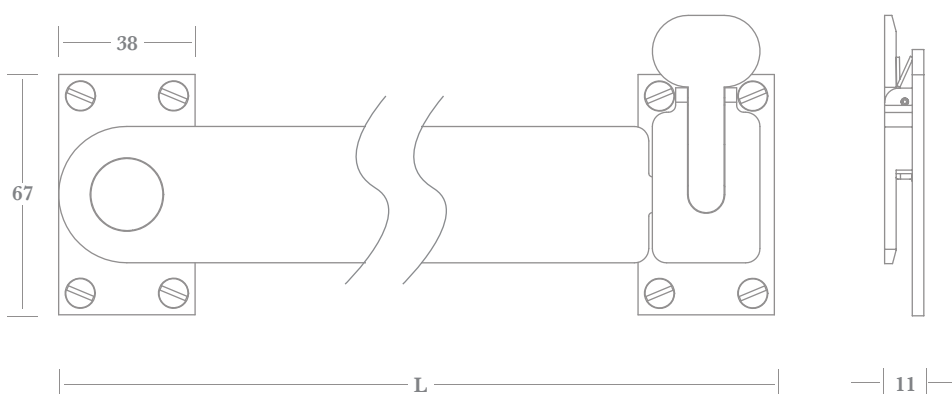


▲ 0250 shown open

(400mm custom length shown)

Fixings

Supplied with finish matched no.8 x 25mm screws.



Standard lengths (L)	200	300	450	600	800	1000
----------------------	-----	-----	-----	-----	-----	------

Custom lengths available on request in 5mm increments (100mm minimum length)