


Door Knobs

Two classic Art Deco period Door Knobs designed to work in conjunction with the Rosettes & Backplates to be found in sections ST3 & ST4.

Complementary Thumb Turns can be found in section ST7, and Cabinet Knobs in section CF1.



▲ 7668 (square edge design)



Fixings

Supplied with 8mm x 110mm stainless steel lockpoint spindle and M6 grubcrew (64mm max. door thickness); alternative spindle lengths and functions are available - see pages ST6:070 & 080.

Installation instructions supplied.



▲ 7669 (round edge design)





* total projection: add 7mm for rosette & 6mm for backplate. Knob design not suitable for use with backplates fitted with raised collars.

Door Knobs

Two classic 1960's period Door Knobs designed to work in conjunction with the Rosettes & Backplates to be found in sections ST3 & ST4.

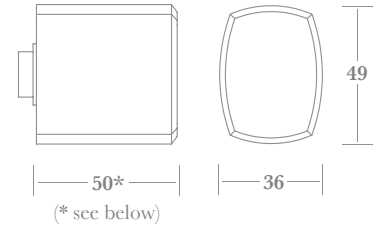
Complementary Thumb Turns can be found in section ST7, and Cabinet Knobs in section CF1.



▲ 7660



▲ 7660 with 5900B plate



▲ 7660 with 7842B rosette

Fixings

Supplied with 8mm x 110mm stainless steel lockpoint spindle and M6 grubscrew (64mm max. door thickness); alternative spindle lengths and functions are available - see pages ST6:070 & 080.

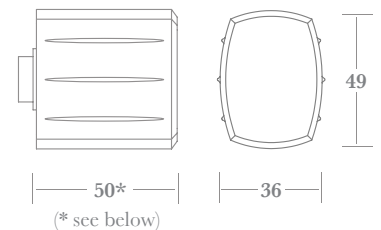
Installation instructions supplied.



▲ 7661



▲ 7661 with 5900B plate



▲ 7661 with 7842B rosette

* total projection: add 7mm for rosette & 6mm for backplate. Knob design not suitable for use with backplates fitted with raised collars.

Door Knobs

Two traditional period Door Knobs designed to work in conjunction with the Rosettes & Backplates to be found in sections ST3 & ST4. The 7665 is available in four sizes.

Complementary Thumb Turns can be found in section ST7, and Cabinet Knobs in section CF1.



Fixings

Supplied with 8mm x 110mm stainless steel lockpoint spindle and M6 grub screw (64mm max. door thickness); alternative spindle lengths and functions are available - see pages ST6:070 & 080.


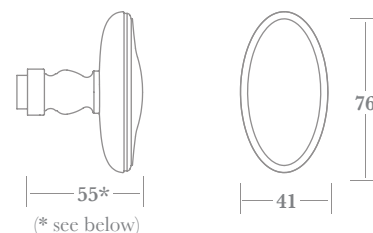
Installation instructions supplied.



▲ 7674



▲ 7674 with 6000B plate




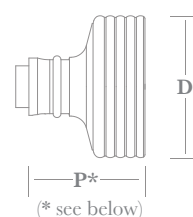
▲ 7674 with 7846B rosette



▲ 7665



▲ 7665A with 5900B plate



▲ 7665A with 7822B rosette

7665	A	B	C	D
D (diameter)	Ø 48	Ø 54	Ø 64	Ø 75
P (projection)	42*	44*	46*	48*

* total projection: add 7mm for rosette, 6mm for backplate with flush collar & 10mm for plate with raised collar.

Door Knobs

One contemporary and one classic 1950's period Door Knob - both designed to work in conjunction with the Rosettes & Backplates to be found in sections ST3 & ST4.


Complementary Thumb Turns can be found in section ST7, and Cabinet Knobs in section CF1.



Fixings

Supplied with 8mm x 110mm stainless steel lockpoint spindle and M6 grubscrew (64mm max. door thickness); alternative spindle lengths and functions are available - see pages ST6:070 & 080.

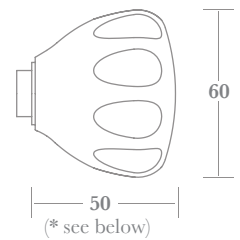
Installation instructions supplied.



▲ 7667




▲ 7667 with 5900B plate



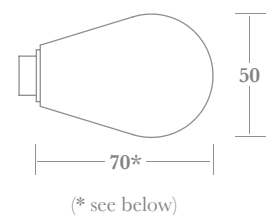
▲ 7667 with 7845B rosette



▲ 7672



▲ 7672 with 6000B plate




▲ 7672 with 7842B rosette

* total projection: add 7mm for rosette, 6mm for backplate with flush collar & 10mm for plate with raised collar.

Door Knobs

One contemporary and one traditional period Door Knob - both designed to work in conjunction with the Rosettes & Backplates to be found in sections ST3 & ST4.

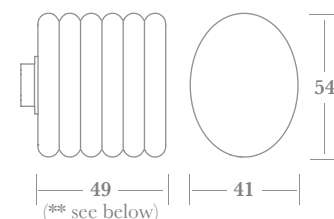
Complementary Thumb Turns can be found in section ST7, and Cabinet Knobs in section CF1.



▲ 7666



▲ 7666 with 4950B plate



▲ 7666 with 7843B rosette

Fixings

Supplied with 8mm x 110mm stainless steel lockpoint spindle and M6 grub screw (64mm max. door thickness); alternative spindle lengths and functions are available - see pages ST6:070 & 080.

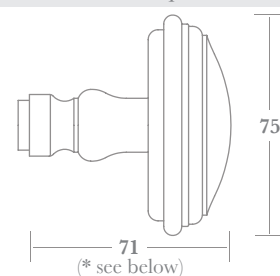
Installation instructions supplied.



▲ 7694



▲ 7694 with 6000B plate



▲ 7694 with 7846B rosette

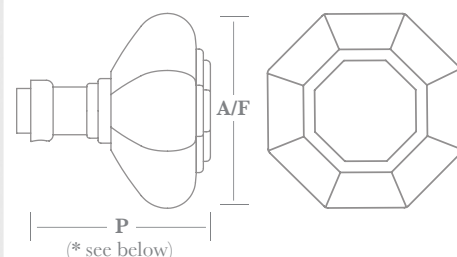


* total projection: add 7mm for rosette, 6mm for backplate with flush collar & 10mm for plate with raised collar.

** Knob design not suitable for use with backplates fitted with raised collars.

Door Knobs

One traditional period, and one classic contemporary Octagonal Door Knob - both designed to work in conjunction with the Rosettes & Backplates to be found in sections ST3 & ST4.

Complementary Thumb Turns can be found in section ST7, and Cabinet Knobs in section CF1.



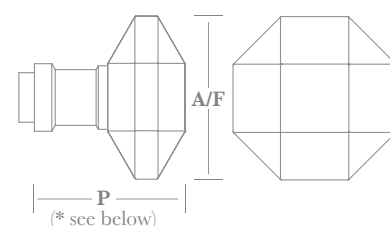
7637	A	B
A/F (across flats)	57	69
P (projection)	55	64

A/F = dimension across flats

Fixings

Supplied with 8mm x 110mm stainless steel lockpoint spindle and M6 grubscrew (64mm max. door thickness); alternative spindle lengths and functions are available - see pages ST6:070 & 080.

Installation instructions supplied.



7624	A	B	C
A/F (across flats)	53	60	70
P (projection)	49	52	56

A/F = dimension across flats

* total projection: add 7mm for rosette, 6mm for backplate with flush collar & 10mm for plate with raised collar.

Door Knobs

One Art Deco and one Domed Oval Door Knob - both designed to work in conjunction with the Rosettes & Backplates to be found in sections ST3 & ST4.

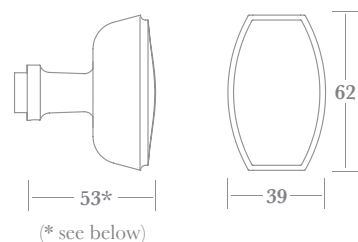
Complementary Thumb Turns can be found in section ST7, and Cabinet Knobs in section CF1.



▲ 7631



▲ 7631 with 6600B plate



▲ 7631 with 7826 plate

Fixings

Supplied with 8mm x 110mm stainless steel lockpoint spindle and M6 grub screw (64mm max. door thickness); alternative spindle lengths and functions are available - see pages ST6:070 & 080.

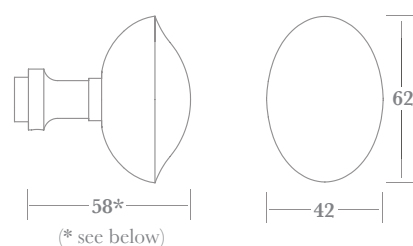
Installation instructions supplied.



▲ 7657



▲ 7657 with 5951B plate



▲ 7657 with 7827B rosette

* total projection: add 7mm for rosette, 6mm for backplate with flush collar & 10mm for plate with raised collar.

Door Knobs

Two traditional period Door Knobs - both available in two sizes - designed to work in conjunction with the Rosettes & Backplates to be found in sections ST3 & ST4.

Complementary Thumb Turns can be found in section ST7, and Cabinet Knobs in section CF1.



▲ 7648

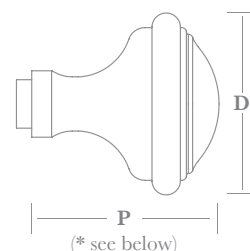


▲ 7635

		D (diameter)	P (projection)
7648	A	Ø 54	52*
	B	Ø 60	62*
7635	A	Ø 57	51*
	B	Ø 63	52*



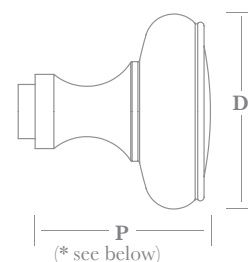
▲ 7648B with 5951B plate



▲ 7648B with 7834B rosette



▲ 7635A with 6000B plate



▲ 7635A with 7822B rosette

* total projection: add 7mm for rosette, 6mm for backplate with flush collar & 10mm for plate with raised collar.

Fixings

Supplied with 8mm x 110mm stainless steel lockpoint spindle and M6 grubscrew (64mm max. door thickness); alternative spindle lengths and functions are available - see pages ST6:070 & 080.

Installation instructions supplied.

.....

Door Knobs

Two traditional period Door Knobs - both available in two sizes - designed to work in conjunction with the Rosettes & Backplates to be found in sections ST3 & ST4.

Complementary Thumb Turns can be found in section ST7, and Cabinet Knobs in section CF1.




Fixings

Supplied with 8mm x 110mm stainless steel lockpoint spindle and M6 grubcrew (64mm max. door thickness); alternative spindle lengths and functions are available - see pages ST6:070 & 080.

Installation instructions supplied.



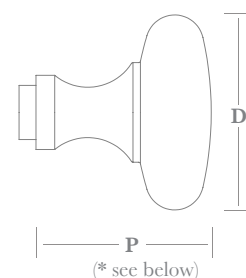
▲ 7622



▲ 7636



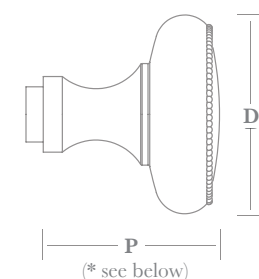
▲ 7622A with 5951B plate



▲ 7622A with 7822B rosette



▲ 7636A with 4900B plate



▲ 7636A with 7838B rosette

	A	B
D (diameter)	Ø 57	Ø 63
P (projection)	51*	52*

* total projection: add 7mm for rosette, 6mm for backplate with flush collar & 10mm for plate with raised collar.

Door Knobs

Two traditional period Door Knobs - both available in four sizes - designed to work in conjunction with the Rosettes & Backplates to be found in sections ST3 & ST4.


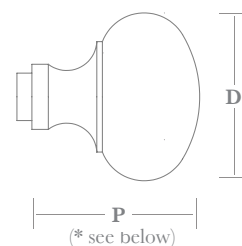
Complementary Thumb Turns can be found in section ST7, and Cabinet Knobs in section CF1.




▲ 7634



▲ 7634B with 5900B plate



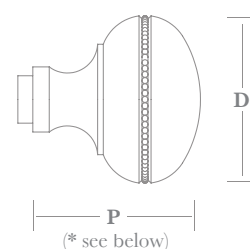
▲ 7634B with 7834B rosette



▲ 7638



▲ 7638B with 4700B plate



▲ 7638B with 7838B rosette

Fixings

Supplied with 8mm x 110mm stainless steel lockpoint spindle and M6 grubscrew (64mm max. door thickness); alternative spindle lengths and functions are available - see pages ST6:070 & 080.

Installation instructions supplied.

	AA	A	B	C
D (diameter)	Ø 44	Ø 51	Ø 57	Ø 63
P (projection)	45*	51*	56*	61*

* total projection: add 7mm for rosette, 6mm for backplate with flush collar & 10mm for plate with raised collar.

Door Knobs

Two traditional period Door Knobs - both available in four sizes - designed to work in conjunction with the Rosettes & Backplates to be found in sections ST3 & ST4.

Complementary Thumb Turns can be found in section ST7, and Cabinet Knobs in section CF1.




Fixings

Supplied with 8mm x 110mm stainless steel lockpoint spindle and M6 grub screw (64mm max. door thickness); alternative spindle lengths and functions are available - see pages ST6:070 & 080.

Installation instructions supplied.



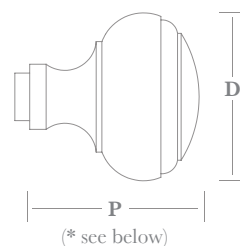
▲ 7641



▲ 7645



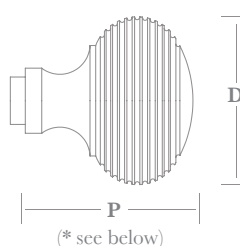
▲ 7641B with 4950B plate



▲ 7641B with 7834B rosette



▲ 7645B with 5951B plate



▲ 7645B with 7827B rosette

	AA	A	B	C
D (diameter)	Ø 44	Ø 51	Ø 57	Ø 63
P (projection)	45*	51*	56*	61*

* total projection: add 7mm for rosette, 6mm for backplate with flush collar & 10mm for plate with raised collar.

Door Knobs

Two traditional period Door Knobs designed to work in conjunction with the Rosettes & Backplates to be found in sections ST3 & ST4.


Complementary Thumb Turns can be found in section ST7, and Cabinet Knobs in section CF1.




Fixings

Supplied with 8mm x 110mm stainless steel lockpoint spindle and M6 grub screw (64mm max. door thickness); alternative spindle lengths and functions are available - see pages ST6:070 & 080.


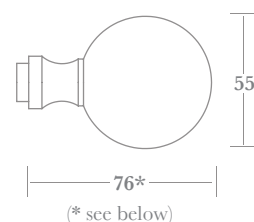
Installation instructions supplied.




▲ 7614



▲ 7614 with 4700B plate




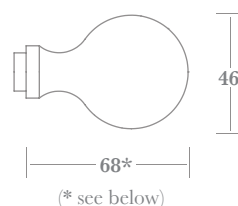
▲ 7614 with 7821B rosette



▲ 7623



▲ 7623 with 5951B plate



▲ 7623 with 7841B rosette

* total projection: add 7mm for rosette, 6mm for backplate with flush collar & 10mm for plate with raised collar.

Door Knobs

Two traditional period Door Knobs designed to work in conjunction with the Rosettes & Backplates to be found in sections ST3 & ST4.

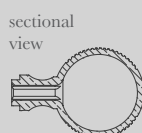
Complementary Thumb Turns can be found in section ST7, and Cabinet Knobs in section CF1.



Fixings


Supplied with 8mm x 110mm stainless steel lockpoint spindle and M6 grub screw (64mm max. door thickness); alternative spindle lengths and functions are available - see pages ST6:070 & 080.

Installation instructions supplied.

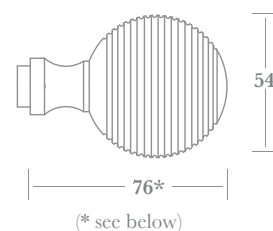


approx actual size


▲ 7618



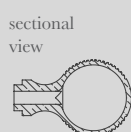

▲ 7618 with 5951B plate



(* see below)




▲ 7618 with 7827B rosette

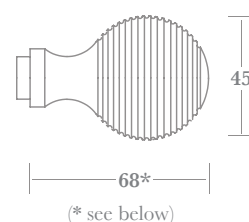


approx actual size


▲ 7627



▲ 7627 with 5900B plate



(* see below)



▲ 7627 with 7841B rosette

* total projection: add 7mm for rosette, 6mm for backplate with flush collar & 10mm for plate with raised collar.

Door Knobs

Two Oval Door Knobs designed to work in conjunction with the Rosettes & Backplates to be found in sections ST3 & ST4.


Complementary Thumb Turns can be found in section ST7, and Cabinet Knobs in section CF1.



Fixings

Supplied with 8mm x 110mm stainless steel lockpoint spindle and M6 grubscrew (64mm max. door thickness); alternative spindle lengths and functions are available - see pages ST6:070 & 080.

Installation instructions supplied.



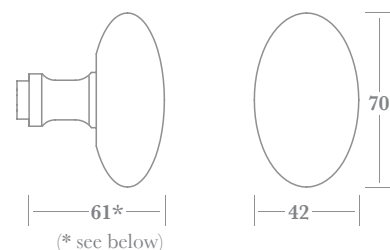
▲ 7616



▲ 7621



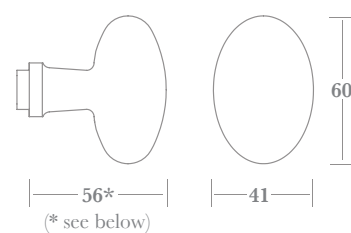
▲ 7616 with 6000B plate



▲ 7616 with 7846B rosette



▲ 7621 with 6000B plate




▲ 7621 with 7847B rosette

* total projection: add 7mm for rosette, 6mm for backplate with flush collar & 10mm for plate with raised collar.

Door Knobs

Two Octagonal Door Knobs designed to work in conjunction with the Rosettes & Backplates to be found in sections ST3 & ST4.

Complementary Thumb Turns can be found in section ST7, and Cabinet Knobs in section CF1.




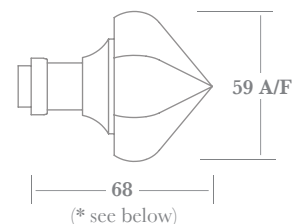
Fixings

Supplied with 8mm x 110mm stainless steel lockpoint spindle and M6 grub screw (64mm max. door thickness); alternative spindle lengths and functions are available - see pages ST6:070 & 080.

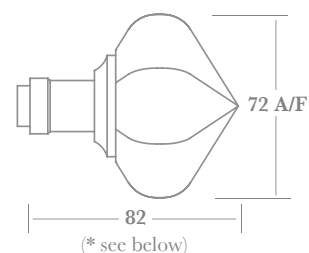

Installation instructions supplied.



▲ 7662



▲ 7663



* total projection: add 7mm for rosette, 6mm for backplate with flush collar & 10mm for plate with raised collar.

A/F = dimension across flats

Door Knobs

One 1950's inspired, and one traditional period, Door Knob - both designed to work in conjunction with the Rosettes & Backplates to be found in sections ST3 & ST4.


Complementary Thumb Turns can be found in section ST7, and Cabinet Knobs in section CF1.



Fixings

Supplied with 8mm x 110mm stainless steel lockpoint spindle and M6 grubscrew (64mm max. door thickness); alternative spindle lengths and functions are available - see pages ST6:070 & 080.

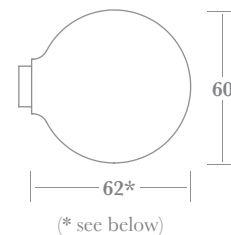
Installation instructions supplied.



▲ 7615



▲ 7615 with 5900B plate



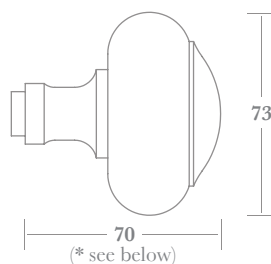
▲ 7615 with 7845B rosette



▲ 7653



▲ 7653 with 5900B plate



▲ 7653 with 7834B rosette

* total projection: add 7mm for rosette, 6mm for backplate with flush collar & 10mm for plate with raised collar.