

Passage Latch

A Passage Latch available with two latch spring strengths - 'light' for unsprung regular Knob Sets & sprung Lever Sets, and 'heavy' for unsprung Lever Sets & unsprung heavy Knob Sets, featuring a traditional handed Strike Plate supplied with a matt black Dust Box.

Strike & Face Plates along with cut head screws are supplied fully finish matched.



▲ 7520/7521 Latch & Strike Set

Light spring two-way action for unsprung regular Knob Sets & sprung Lever Sets.

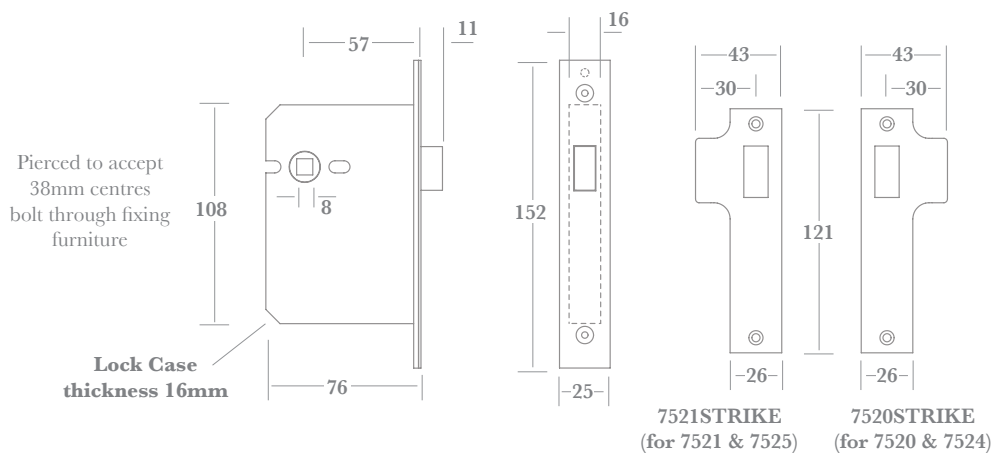
7524/7525 Latch & Strike Set

Heavy spring single action for unsprung Lever Sets & unsprung heavy Knob Sets.

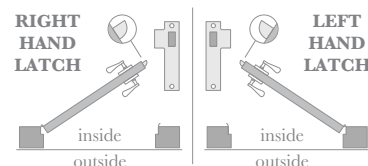
Fixings

Lock Case supplied with no.6 x 25mm zinc plated steel wood screws. Lock Case Face Plate supplied with M4 x 6mm finish matched machine screws. Strike Plate supplied with finish matched no.6 x 38mm wood screws.

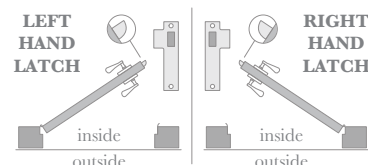
Fixing packs available to be ordered separately - use code 01/026 (add finish)



UK Specification	HANDING	CODE	ACTION
	LEFT	7520	light spring double action
	RIGHT	7521	light spring double action
	LEFT	7524	heavy spring single action
	RIGHT	7525	heavy spring single action



USA Specification	HANDING	CODE	ACTION
	RIGHT	7520	light spring double action
	LEFT	7521	light spring double action
	RIGHT	7524	heavy spring single action
	LEFT	7525	heavy spring single action



Privacy Lock

A Privacy Lock available with two latch spring strengths - 'light' for unsprung regular Knob Sets & sprung Lever Sets, and 'heavy' for unsprung Lever Sets & unsprung heavy Knob Sets, featuring a traditional handed Strike Plate supplied with a matt black Dust Box. Strike & Face Plates along with cut head screws are supplied fully finish matched.

A universal hub caters for either square or diamond orientated Turn spindles.



Fixings

Lock Case supplied with no.6 x 25mm zinc plated steel wood screws. Lock Case Face Plate supplied with M4 x 6mm finish matched machine screws. Strike Plate supplied with finish matched no.6 x 38mm wood screws. Fixing packs available to be ordered separately - use code 01/026 (add finish)

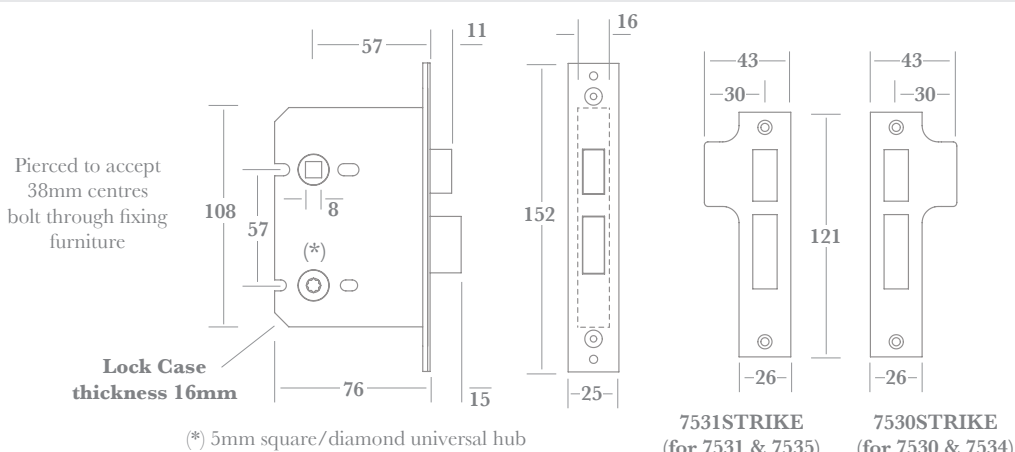


▲ 7530/7531 Lock & Strike Set

Light spring two-way action for unsprung regular Knob Sets & sprung Lever Sets.

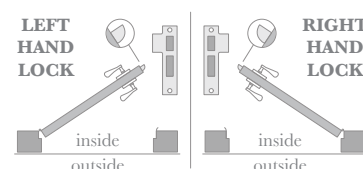
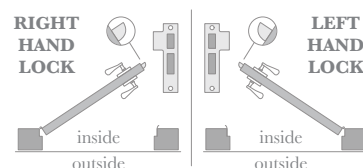
7534/7535 Lock & Strike Set

Heavy spring single action for unsprung Lever Sets & unsprung heavy Knob Sets.



UK Spec	HANDING	CODE	ACTION
	LEFT	7530	light spring double action
	RIGHT	7531	
	LEFT	7534	heavy spring single action
	RIGHT	7535	

USA Spec	HANDING	CODE	ACTION
	RIGHT	7530	light spring double action
	LEFT	7531	
	RIGHT	7534	heavy spring single action
	LEFT	7535	



3 Lever Bit Key Lock

A 3 lever Bit Key Lock available with two latch spring strengths - 'light' for unsprung regular Knob Sets & sprung Lever Sets, and 'heavy' for unsprung Lever Sets & unsprung heavy Knob Sets, featuring a traditional handed Strike Plate supplied with a matt black Dust Box.

Strike & Face Plates along with cut head screws are supplied fully finish matched.



2 nickel plated keys supplied

7541 shown

▲ 7540/7541 Lock & Strike Set

Light spring two-way action for unsprung regular Knob Sets & sprung Lever Sets.

7544/7545 Lock & Strike Set

Heavy spring single action for unsprung Lever Sets & unsprung heavy Knob Sets.

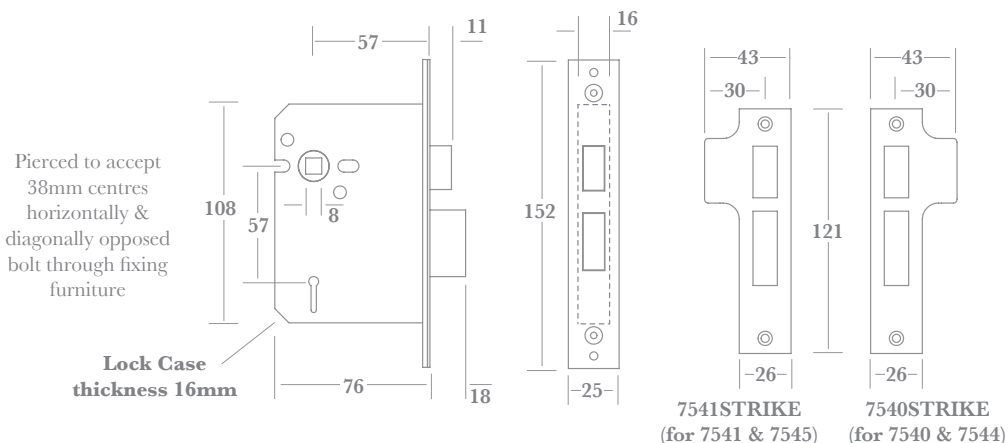
Fixings

Lock Case supplied with no.6 x 25mm zinc plated steel wood screws. Lock Case Face Plate supplied with M4 x 6mm finish matched machine screws. Strike Plate supplied with finish matched no.6 x 38mm wood screws.

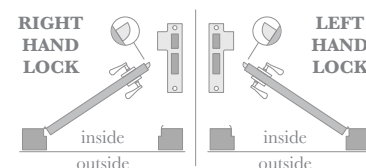
Fixing packs available to be ordered separately - use code 01/026 (add finish)

Differs

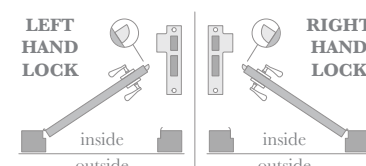
100 standard differs with up to 500 available to special order.



UK Specification	HANDING	CODE	ACTION
	LEFT	7540	light spring double action
	RIGHT	7541	light spring double action
	LEFT	7544	heavy spring single action
	RIGHT	7545	heavy spring single action



USA Specification	HANDING	CODE	ACTION
	RIGHT	7540	light spring double action
	LEFT	7541	light spring double action
	RIGHT	7544	heavy spring single action
	LEFT	7545	heavy spring single action



Sliding Door Lock

A Sliding Door Lock with Hook & Anti Lift Bar featuring a traditional Strike Plate supplied with a matt black Dust Box.

Strike & Face Plates along with cut head screws are supplied fully finish matched.

A universal hub caters for either square or diamond orientated Turn spindles.



▲ 7560

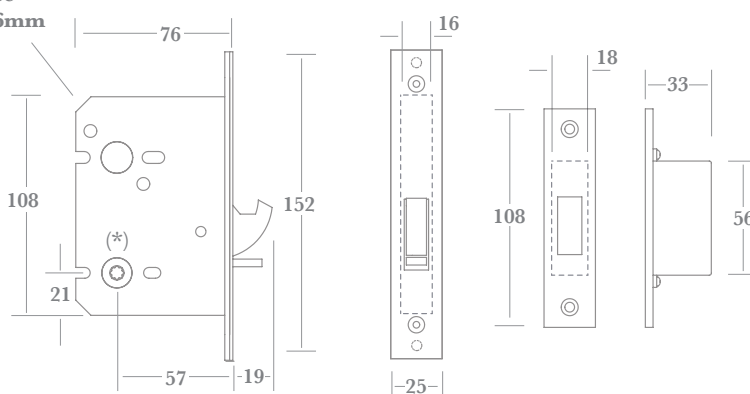
Fixings

Lock Case supplied with no.6 x 25mm zinc plated steel wood screws. Lock Case Face Plate supplied with M4 x 6mm finish matched machine screws. Strike Plate supplied with finish matched no.6 x 38mm wood screws.

Fixing packs available to be ordered separately - use code 01/026 (add finish)

Lock Case
thickness 16mm

Pierced to accept
38mm centres
horizontally &
diagonally opposed
bolt through fixing
furniture




(*) 5mm square/diamond universal hub

Sliding Door Lock - with optional cylinder locking function

A multi-functional Sliding Door Lock with integrated, retractable, Pull Loop.

This Lock can be set up for either Cylinder & Turn, Turn & Release, or Turn only operation.

A particular feature is the finish matched Pull, Face Plate, Release Button, Strike Plate, and screws.



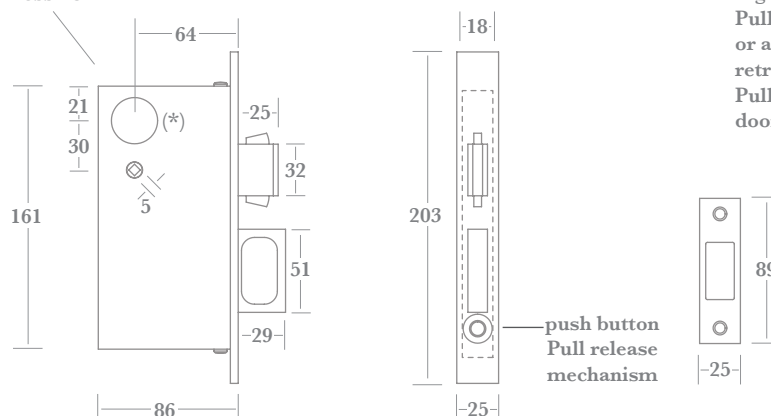
▲ 7565



Fixings

Lock Case supplied with no.6 x 25mm zinc plated steel wood screws. Lock Case Face Plate supplied with finish matched machine screws. Strike Plate supplied with finish matched no.6 x 38mm wood screws.

Lock Case thickness 18mm



Light touch Pull retraction or automatic retraction when Pull contacts door frame.

(*) the lock case takes any 1.15" mortise cylinder 32UNS-2B (not supplied)

Passage Latches & Privacy Deadbolts

A Tubular Passage Latch available with two latch spring strengths - 'light' for use with unsprung regular Knob Sets and sprung Lever Sets, and 'heavy' for use with unsprung Lever Sets & unsprung heavy Knob Sets, along with complementary Privacy Deadbolts; all available in five lengths/backsets, featuring traditional Strike Plates supplied with matt black dust boxes.

Strike & Face Plates along with cut head screws are supplied fully finish matched.




- ▲ **7500** (light springing - for use with unsprung regular Knob Sets & sprung Lever Sets)
 ▲ **7512** (heavy springing - for use with unsprung Lever Sets & unsprung heavy Knob Sets)



▲ **7555/7556**



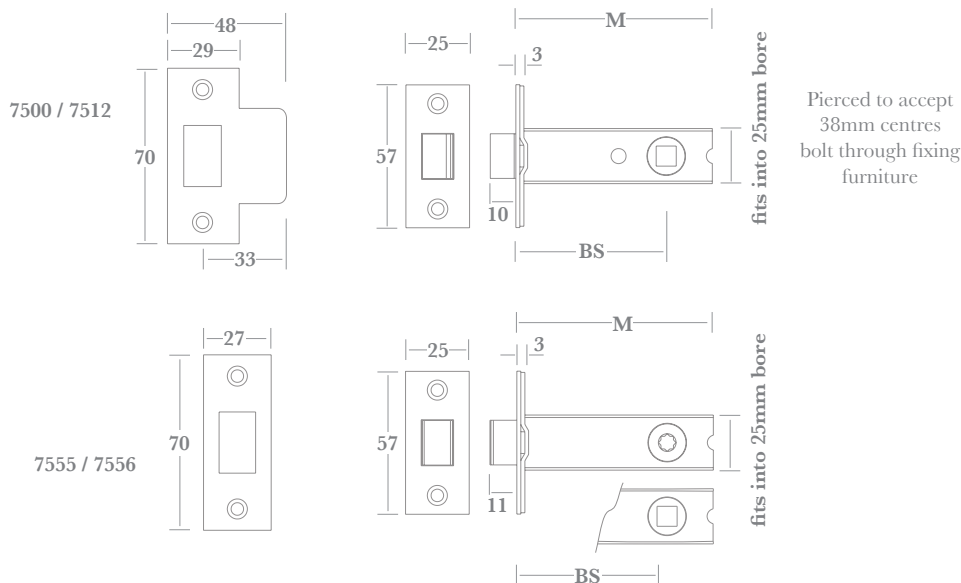
▲ **7555** 5mm universal hub



▲ **7556** 8mm square hub

Fixings

Supplied with finish matched no.6 x 25mm wood screws.



	A	B	C	D	E
BS (backset)	60	70	75	100	130
M (depth of mortice)	80	93	100	127	152

Rack Bolts

A solid brass Mortice Rack Bolt available in three lengths/backsets and offered in five configurations:

Bolt & Strike Plate only;
with Escutcheon Plate;
with Key & Escutcheon Plate;
with Oval Knob Turn; or
with Oval Knob Turn & Coin Release.




▲ 0515



▲ 0516 (excluding Key)
0517 (including Key)



▲ 0525



▲ 0526

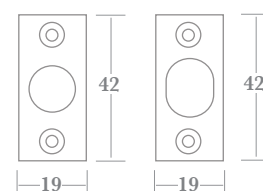
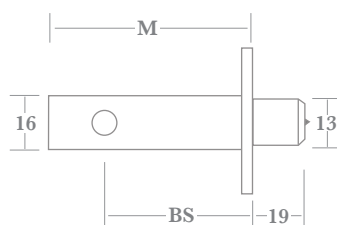
Fixings

Rack Bolts supplied with finish matched no.4 x 19mm wood screws.

Turns and Releases supplied with finish matched no.4 x 13mm wood screws.

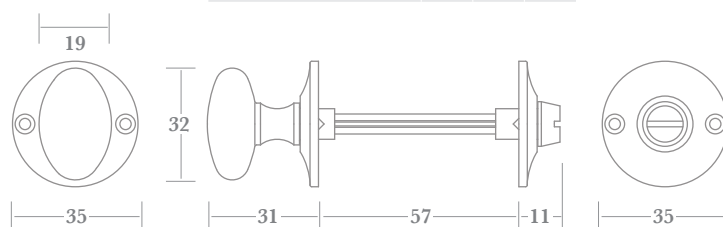


▲ to order separately use code 0517KEY



	A	B	C
BS (backset)	32	45	57
M (depth of mortice)	62	75	87

A 25mm backset version is available see page WF2:190



max door thickness

(longer spindles available upon request)

Turn & Releases available without Rack Bolts - see page DF6:010

Dead-Fixing Roller Latch

A novel Dead-Fixing Roller Latch incorporating a heavy duty, site adjustable, Roller Latch with a Dead-Fixing Slot suitable for both solid and pre-bored doors, featuring a traditional Strike Plate supplied with a matt black Dust Box.

Strike & Face Plates along with cut head screws are supplied fully finish matched.

This Latch is also suitable for installing into the top rail of a double door set for use in conjunction with fixed dead/dummy knobs & levers.



approx actual size

▲ 7804



solid door
installation



▲ installed

▲ spindle inserted



pre-bored door
installation

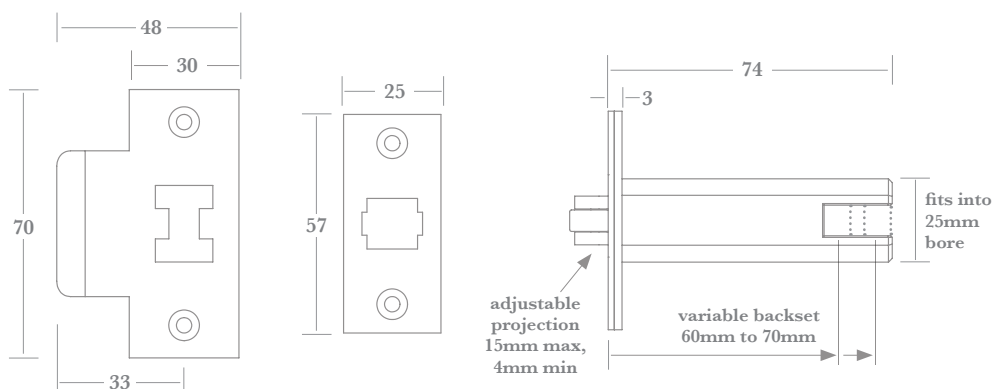


▲ installed

▲ spindle inserted

Fixings

Supplied with finish matched
no.6 x 25mm wood screws.



Fix-Dead Dummy Insert

A Fix-Dead Dummy Insert ideal for installation into either a solid or pre-bored door where no latching is required.

Face Plate along with cut head screws are supplied fully finish matched.



Fixings

Supplied with finish matched no.6 x 25mm wood screws.



approx actual size

▲ 7802



solid door
installation



▲ installed

▲ spindle inserted



pre-bored door
installation



▲ installed

▲ spindle inserted

