



## Centre Door Knobs

Four modern contemporary designs of Centre Door Knob, all CNC machined from blocks of solid brass to produce perfect detailing and proportion.

Coordinating Letter Plates, Door Knockers and Cylinder Pulls can be found within this section.




▲ 3351



▲ 3365



▲ 3356



▲ 3366

### Fixings

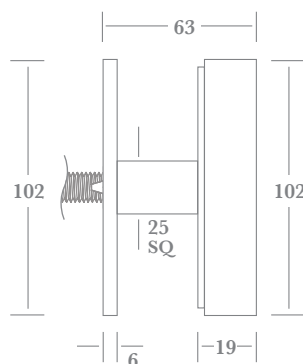
Supplied with anti-rotation pin, finish matched dome nut and washer & M12 x 75 allthread to suit doors up to 57mm thick (longer allthreads available upon request).



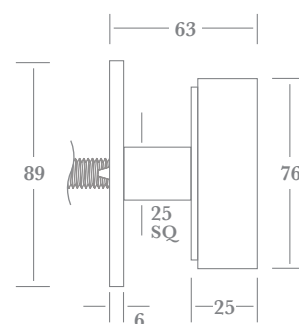
Finish matched dome nut

Pairs of Knobs are supplied with a back-to-back fixing system.

3351/3356



3365/3366



custom sizes available upon request



Engraving available on all four knobs - please contact us for further details.

## Centre Door Knobs

A selection of Art Deco and Classic Octagonal Centre Door Knobs.


The two sizes of 3361 & 3376 are CNC machined from blocks of solid brass to produce perfect detailing and superb clean lines.

The 9464 and the two sizes of Octagonal Knob are of semi-solid construction, yet still retain substantial heft.



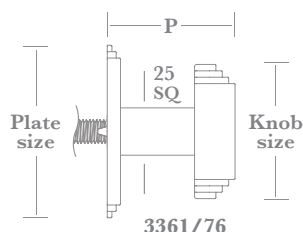
A size shown

▲ **3361** (round edge design)



B size shown

▲ **3376** (square edge design)



	Knob size	Plate size	P
A	81 x 63	101 x 81	60
B	101 x 77	125 x 101	63

custom sizes available upon request

### Fixings

Supplied with anti-rotation pin, finish matched dome nut and washer & M12 x 75mm (except 9464: M10 x 75mm) allthread to suit doors up to 57mm thick (longer allthreads available upon request).


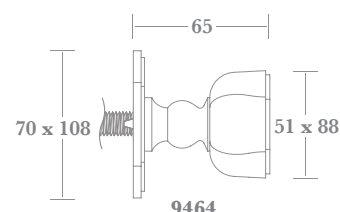


Finish matched dome nut

Pairs of Knobs supplied with back-to-back fixing system.

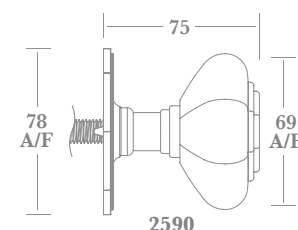
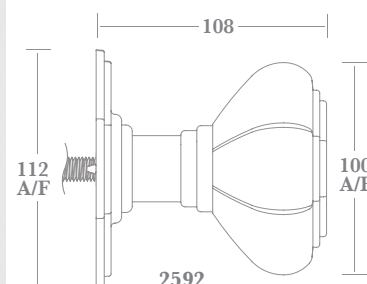


▲ **9464**



2590 shown

▲ **2590/2592**



A/F = dimension across flats



Engraving available on all four knobs - please contact us for further details.

## Centre Door Knobs

Four Centre Door Knob designs, three of which are available in two sizes.


The two sizes of 2591 are CNC machined from blocks of solid brass to produce perfectly cut facets. The others are of semi-solid construction, yet still retain substantial heft.



▲ 2594



▲ 2653



▲ 2591



▲ 1067

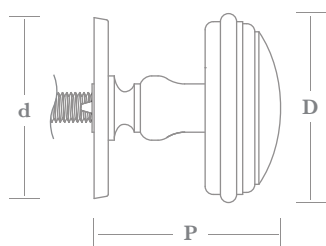
### Fixings

Supplied with anti-rotation pin, finish matched dome nut and washer & M12 x 75mm (except 2594: M10 x 75mm) allthread to suit doors up to 57mm thick (longer allthreads available upon request).



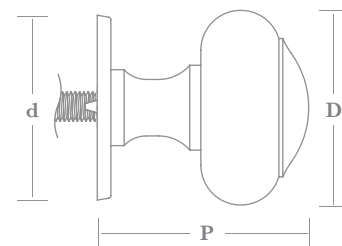
Finish matched dome nut

Pairs of Knobs supplied with back-to-back fixing system.



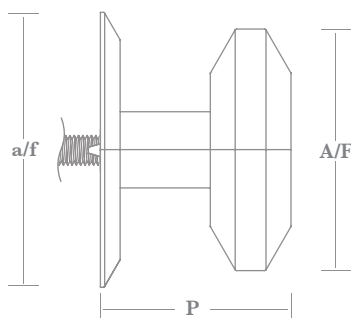
	D (dia)	d (dia)	P (projection)
2594 A	Ø 75	Ø 72	75
2594 B	Ø 100	Ø 95	90

custom sizes available upon request



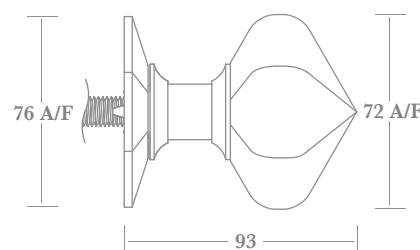
	D (dia)	d (dia)	P (projection)
2653 A	Ø 73	Ø 72	80
2653 B	Ø 100	Ø 95	109

custom sizes available upon request



	A/F	a/f	P (projection)
2591 A	75	87	60
2591 B	100	100	63

custom sizes available upon request




A/F = dimension across flats

## Letter Plates

Four CNC machined Letter Plates with inward opening sprung flaps.

Interior Tidies, coordinating Centre Door Knobs, Door Knockers and Cylinder Pulls can be found within this section.



### Fixings

Supplied with finish matched blind nuts and washers, M6 x 75mm allthreads to suit doors up to 57mm thick (longer allthreads available upon request).

Finish matched M6 blind nut supplied



▲ 3354



side view



▲ 3359



side view



▲ 3364 (round edge design)



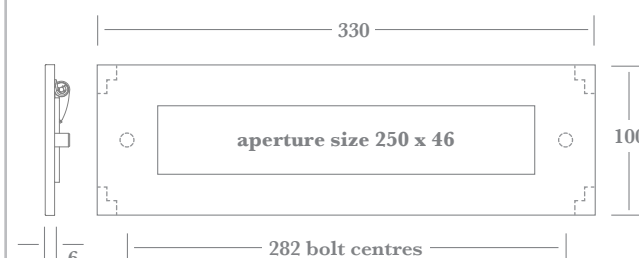
side view



▲ 3379 (square edge design)



side view



**CUSTOM SIZES**  
These Letter Plates can be specially manufactured in custom sizes if desired.



## Letter Plates & Interior Tidies


Two Letter Plates with inward opening sprung flaps, both offered in all finishes including the solid bronzes; along with an Interior Tidy available in a variety of matching sizes.



▲ 1101



▲ 9453



▲ 1102

### Fixings

1101 & 9453 supplied with finish matched blind nuts and washers, M6 x 75mm allthreads to suit doors up to 57mm thick (longer allthreads available upon request).

Finish matched M6 blind nut




1102 supplied with finish matched no.4 x 12mm wood screws.

		Overall size	Aperture size
1101	A	254 x 89	179 x 46
	B	305 x 95	230 x 47
	C	356 x 127	278 x 55
	D	406 x 127	332 x 76
9453		255 x 90	182 x 50

	Overall size	Designed to work with Letter Plate code:
1102 A	305 x 96	1101A/9453
B	356 x 96	1101B/3354/3359/3364/3379
C	406 x 96	1101C
D	430 x 96	1101D

## Door Knockers

Three heavyweight Door Knockers, one classic Drop Ring and two modern contemporary square designs which coordinate with Letter Plates, Centre Door Knobs and Cylinder Pulls found within this section.



### Fixings

Supplied with finish matched dome nuts and washers, M6 x 75mm allthreads to suit doors up to 57mm thick (longer allthreads available upon request).




Finish matched dome nut



▲ **2564** 135 x 110



▲ **3350** 106 x 100



▲ **3355** 106 x 100

## Door Knockers

Three Art Deco period inspired Door Knockers, all well proportioned and of heavy, solid construction, and our take on the classic 'Doctors Pattern' Door Kocker.



### Fixings

Supplied with finish matched dome nuts and washers, M6 x 75mm allthreads to suit doors up to 57mm thick (longer allthreads available upon request).



Finish matched dome nut



▲ **3360** (round edge design) 149 x 44



▲ **3375** (square edge design) 149 x 44



▲ **9471** 145 x 40



▲ **7453** 180 x 55



## Bell Pushes

Six classic designs of concealed fix Bell Push - each offered in four different diameters - complementing the Allart Select Door Knob and Lever Rosettes in section ST3; all supplied with finish matched push buttons.



### Fixings

Supplied with subrose and no.4 x 13mm wood screws.



	A	B	C	D
D (diameter)	Ø 44	Ø 54	Ø 64	Ø 76


Custom sizes available upon request - surcharge may apply.






## Bell Pushes

Two traditional and four contemporary designs of concealed fix Bell Push - each offered in up to four different diameters - complementing the Allart Select Door Knob and Lever Rosettes in section ST3; all supplied with finish matched push buttons.



### Fixings

Supplied with subrose and no.4 x 13mm wood screws.



	A	B	C	D
D (diameter)	Ø 44	Ø 54	Ø 64	Ø 76

Custom sizes available upon request - surcharge may apply.



SUBROSE  
SUPPLIED

## Bell Pushes

A selection of nine Bell Push designs - each offered in three sizes - complementing the Allart Select Door Knob & Lever Backplates (see section ST4), supplied with fully finish matched push buttons.

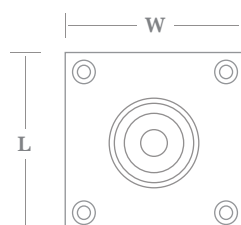

A size shown



### Fixings

Supplied with finish matched no.6 x 19mm wood screws.

All images shown below are B size (54mm)

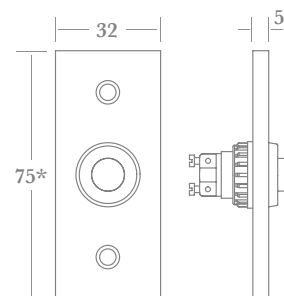



	A	B	C
L x W	44 x 44	54 x 54	64 x 64
2530 only	62 x 44	72 x 54	82 x 64

Custom sizes available upon request - surcharge may apply.

## Bell Pushes

A selection of twelve 5mm thick Bell Push designs to complement the Allart Select Door Knob & Lever Backplates (see section ST4), supplied with fully finish matched push buttons. The square edge design is also available 3mm thick in two sizes, again with fully finish matched push buttons.



\* except 2680 = 87 high


▲ 2692

computer generated images					
▲ 2680	▲ 2681	▲ 2682	▲ 2683	▲ 2684	▲ 2685
square edge design	round edge design				
▲ 2686	▲ 2687	▲ 2688	▲ 2690	▲ 2692	▲ 2693

### Fixings

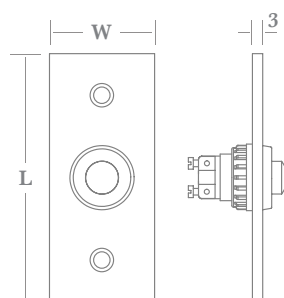
Supplied with finish matched no.6 x 19mm wood screws.

### 3mm THICK OPTION - SQUARE EDGE DESIGN ONLY



A size shown

▲ 2600



2600	A	B
L x W	75 x 28	75 x 32



## Cylinder Pulls & Numerals

Two designs of Cylinder Pull for use in conjunction with rim cylinder night latches.

A Cylinder Pull for use with dead-bolts on storeroom doors, with the option of Euro/Oval/Keyhole cutouts.

A full set of Numerals (0-9) in Times New Roman Font offered with rear fixing spikes.



### Fixings

0093 fitted with spikes that embed into the door face.

1997 supplied with finish matched no.6 x 19mm wood screws.

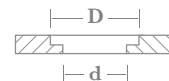
1996 & 9472 are fitted with an anti-rotation pin on the rear.



▲ **1996** 82 x 43



▲ **9472** 81 x 43




code	Cylinder Type	D	(d)
UK	UK standard	33	30
US	US standard	35	32



▲ **1997** 82 x 43  
shown with euro cyl cutout (E)



oval cyl cutout (O)†



standard keyhole (S)



approx actual size

▲ **0093** 75 high

† cutout for standard 32 x 18mm oval cylinder (larger cutouts available upon request)




A full selection of escutcheons and cylinder seating collars can be found in section DF6.



## Cylinder Pulls

Four modern contemporary Cylinder Pulls designed to complement Letter Plates, Centre Door Knobs, and Door Knockers found within this section - each offered machined to accept either the UK or US standard cylinders.

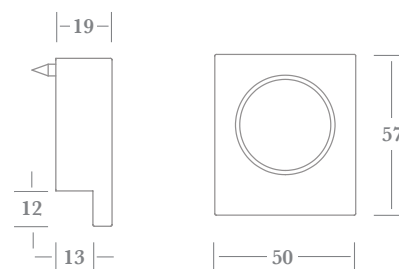


### Fixings

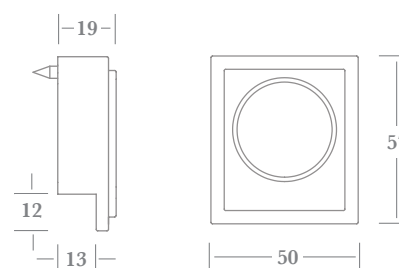
Fitted with an anti-rotation pin on the rear.



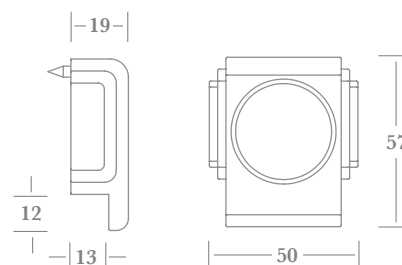
▲ 3352



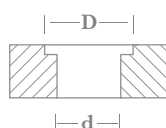
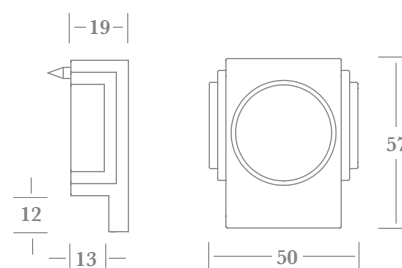
▲ 3357



▲ 3362 (round edge design)



▲ 3377 (square edge design)



code	Cylinder Type	D	(d)
UK	UK standard	33	30
US	US standard	35	32

## Cylinder Covers

Four designs of Cylinder Cover - beaded oval, plain oval, round and square - each offered machined to accept either the UK or US standard mortice cylinders.



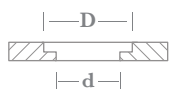
▲ 3927



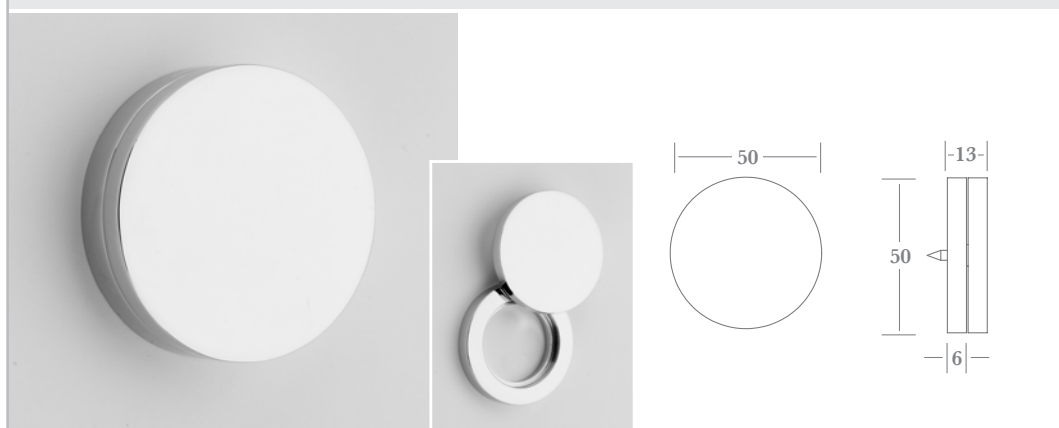
▲ 4057

### Fixings


3927 & 4057 - supplied with finish matched no.6 x 19mm wood screw for anti-rotation.  
4058 & 4059 - fitted with an anti-rotation pin on the rear.



code	Cylinder Type	D	(d)
UK	UK standard	32	29
US	US standard	35	32



▲ 4058

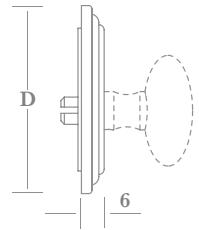


▲ 4059



## Auxiliary Deadbolt Turns - 54mm & 64mm Ø Rosettes

A US specification Auxiliary Deadbolt Turn available in two diameters to cater for either undrilled or pre-bored doors. This Round Plate & Thumb Turn combination is offered with twelve Round Plate designs and over twenty different Thumb Turns. A Patio function version is also available in both sizes (undrilled doors only).



	A	B
D (diameter)	Ø 54	Ø 64
Application	Undrilled Doors only	Pre-Bored or undrilled Doors



**See Allart Select section, page ST7:130/140 for Turn options**

### ▲ 8503 size A Rosette with T51 Turn

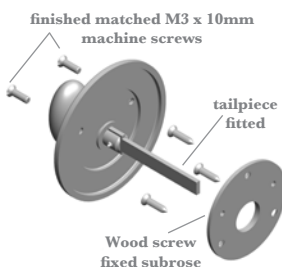


### Fixings

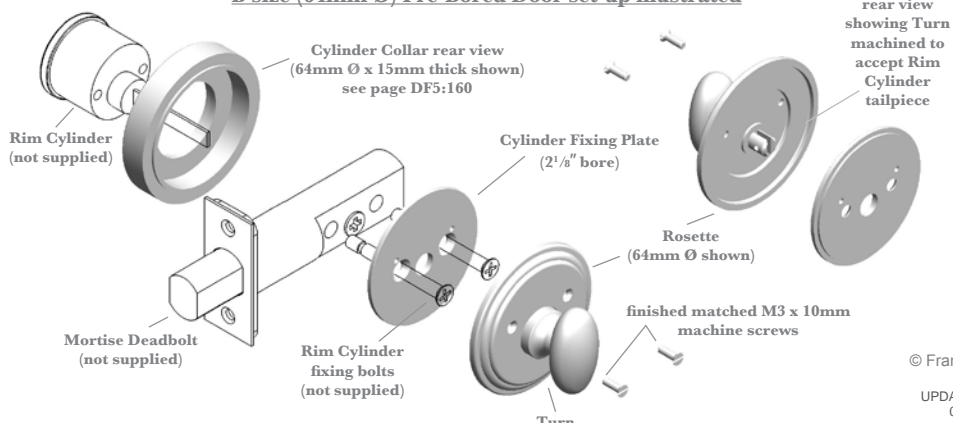
Supplied with finished matched M3 x 10mm machine screws and a Cylinder Fixing Plate (Rim Cylinder and fixing bolts not supplied).  
Patio Function (FTP) also supplied with no.6 x 19mm wood screws.

### PATIO FUNCTION

Turn on plate supplied with tailpiece fitted and sub-rose (woodscrew fixed). Add FTP to code as detailed above.



### B size (64mm Ø) Pre-Bored Door set-up illustrated



**A size (54mm Ø)**  
Cylinder Fixing Plate for 1 3/8" Ø bore - supplied with A size Rosettes for undrilled door application

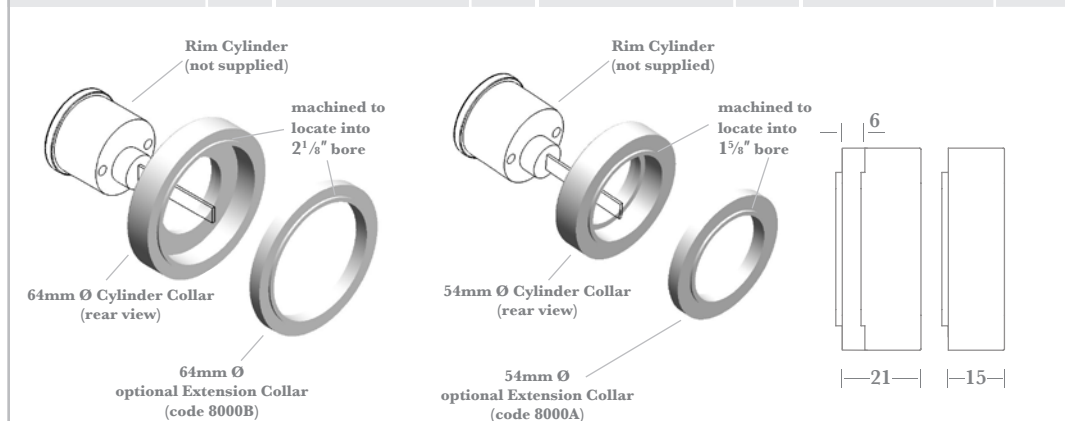






## Auxiliary Deadbolt Collars - 54 & 64mm Ø Rosettes

A US specification Auxiliary Deadbolt Collar available in two diameters to cater for either undrilled or pre-bored doors; both designed to work with 44mm & 57mm thick doors, with an optional Extension Collar to cater for 34mm thick doors.

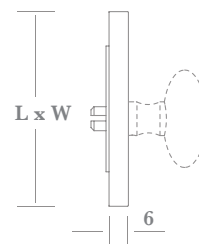
The Cylinder Collars are offered in twelve designs to match up with the Deadbolt Thumb Turns to be found on page DF5:150.



## Auxiliary Deadbolt Turns - 54 & 64mm Square Plates

A US specification Auxiliary Deadbolt Turn available in two sizes to cater for either undrilled or pre-bored doors.

This Square Plate & Thumb Turn combination is offered with nine Square Plate designs and over twenty different Thumb Turns. A Patio function version is also available in both sizes (undrilled doors only).




	A	B
L x W	54 x 54	64 x 64
8520 only	72 x 54	82 x 64
Application	Undrilled Doors only	Pre-Bored or undrilled Doors




See Allart Select section, page ST7:130/140 for Turn options

▲ 8524 size B Plate shown with T61 Turn



▲ 8520



▲ 8521



▲ 8522




▲ 8523



▲ 8524



▲ 8525



▲ 8526 (square edge design)



▲ 8527 (round edge design)

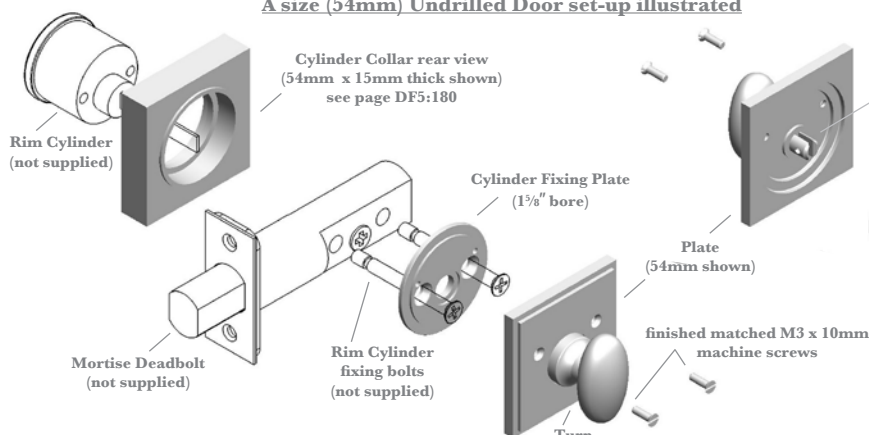


▲ 8528

### Fixings

Supplied with finished matched M3 x 10mm machine screws and a Cylinder Fixing Plate (Rim Cylinder and fixing bolts not supplied). Patio Function (FTP) also supplied with no.6 x 19mm wood screws.

### A size (54mm) Undrilled Door set-up illustrated



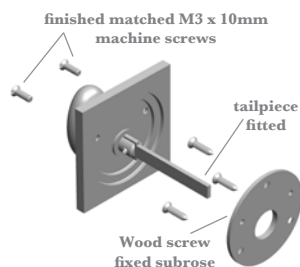
rear view showing Turn machined to accept Rim Cylinder tailpiece

**B size (64mm)**  
Cylinder Fixing Plate for 2 1/8" Ø bore - supplied with B size Plates for pre-bore door application



### PATIO FUNCTION

Turn on plate supplied with tailpiece fitted and sub-rose (woodscrew fixed). Add FTP to code as detailed above.






## Auxiliary Deadbolt Collars - 54 & 64mm Square Plates


A US specification Auxiliary Deadbolt Collar available in two sizes to cater for either undrilled or pre-bored doors; and in two thicknesses to cater for doors between 34mm & 57mm thick.

The Cylinder Collars are offered in nine designs to match up with the Deadbolt Thumb Turns to be found on page DF5:170.



▲ **8564** size A shown in both 15mm & 21mm thickness options

computer generated images (A size shown 15mm thick)



▲ **8560**




▲ **8561**




▲ **8562**




▲ **8563**




▲ **8564**




▲ **8565**



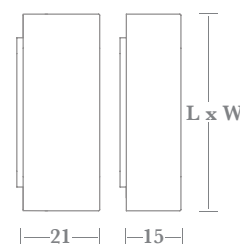
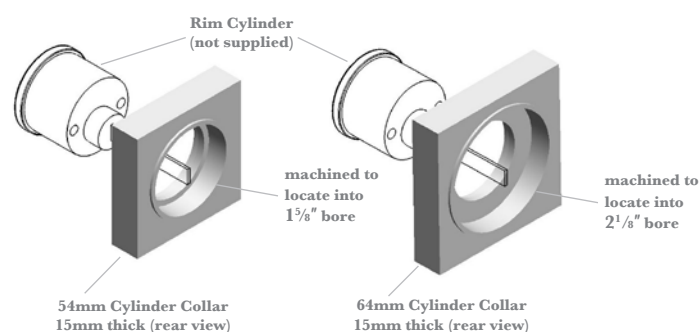
▲ **8566** (square edge design)



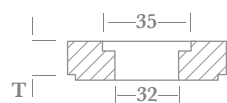
▲ **8567** (round edge design)



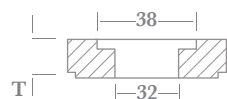
▲ **8568**



	A	B	Door Thickness
L x W	54 x 54	64 x 64	
8560 only	72 x 54	82 x 64	
T (thickness options)	15	15	44 & 57
	21	21	34
Application	Undrilled Doors	Pre-Bored Doors	



**STANDARD MACHINING**  
(designed to work with Baton rim cylinders or equivalent)



**USB MACHINING OPTION**  
(for Baldwin rim cylinders)

## Auxiliary Deadbolt Turns & Collars

### 54 & 64mm Diamond Plates

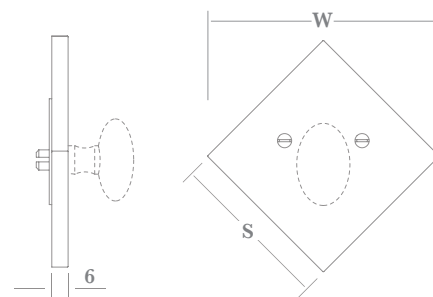
Diamond orientated, USA specification, Auxiliary Deadbolt Turns & Collars - both available in two sizes to cater for either undrilled or pre-bored doors.

The Cylinder Collar is also offered in two thicknesses to cater for doors between 34mm & 57mm thick.

Please contact us should you be unsure how a certain combination might look and we will be pleased to provide you with an image for your perusal.



▲ 8529 size A shown with T67 turn



	A	B
S (square)	54 x 54	64 x 64
W (width)	76	90
Application	Undrilled Doors	Pre-Bored Doors

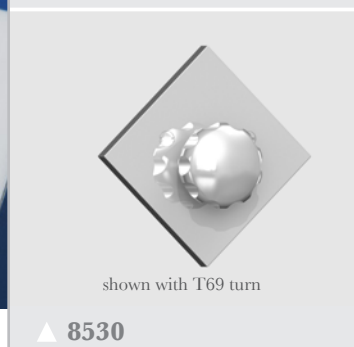


**See Allart Select section, page ST7:130/140 for Turn options**




### Fixings

Deadbolt Turns supplied with finished matched M3 x 10mm machine screws and a Cylinder Fixing Plate (Rim Cylinder and fixing bolts not supplied).




▲ 8530



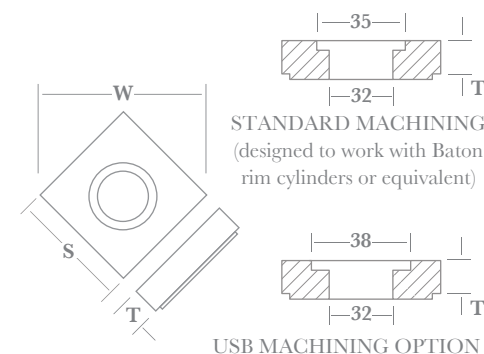
▲ 8531



▲ 8532




▲ 8561 size A shown 15mm thick




	A	B	Door Thickness
S (square)	54	64	
W (width)	76	90	
T (thickness options)	15	15	44 & 57
	21	21	34
Application	Undrilled Doors	Pre-Bored Doors	



▲ 8562



▲ 8563





▲ 8564





# USA Exterior Door Sets

Available in Allart Select sections ST4 & ST5



# Multipoint Door Sets

Available in Allart Select sections ST4 & ST5 and Door Furniture section DF1.

