

Pull Handles

A classic yet contemporary styled offset design offered either plain ended or with a choice of three finial designs, available rear bolt fix, in pairs for back-to-back installation, or adapted for face fixing.

These Pulls can also be fitted to a variety of different Back Plates if desired.




▲ **8046** (face fixed version **8044**)



▲ **8060** (face fixed version **8065**)



▲ **8061** (face fixed version **8066**)



▲ **8062** (face fixed version **8067**)

Fixings

Rear bolt fixing versions supplied with M8 x 50mm machine screws (longer screws available upon request).

Back-to-back fixed pairs supplied with M8 'beefeater' fixing system to suit doors up to 64mm thick.

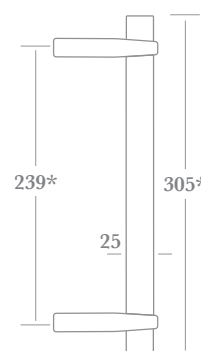
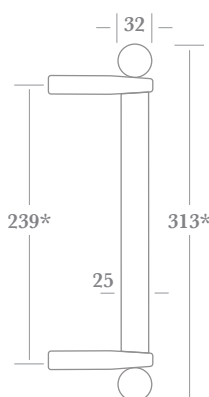
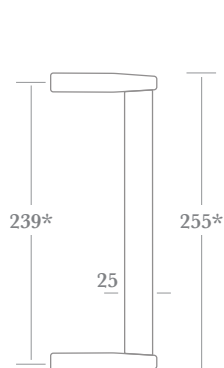
Face fixed versions supplied with finished matched no.8 x 25mm wood screws.



▲ face fixed version base plate design



▲ handles fixed to plates are available



* other lengths are available upon request



Pull Handles

A selection of traditional face fixed, solid cast, offset design Pull Handles.

The 1433-5 design is available with a variety of installation options - including back-to-back fixed.

Complementary Finger Plates can be found on page DF3:150



Fixings

1433AA & 1433A supplied with finish matched no.6 x 19mm wood screws and M6 x 50mm machine screws (longer screws available upon request).

1433B & 1433C supplied as above, but with no.8 x 25mm wood screws.

1442, 1435AA & 1435A supplied with finish matched no.6 x 19mm wood screws.

1435B, 1435C, 1445 & 1446 supplied with no.8 x 25mm wood screws.

1434 supplied with M6 x 50mm machine screws (longer screws available upon request).


1433 & 1434 - Back-to-back fixed pairs supplied with M6 'beefeater' fixing system to suit doors up to 64mm thick.



▲ **1433** (face fixed & rear bolt fixing)
1435 (face fixed only)



▲ **1434** (rear bolt fixing)



▲ **1442**



▲ **1446**
Matching Finger Plate in solid bronze available - see DF3:150



▲ **1445**

		Overall Length	Centres	Plate width	Projection
1433-5	AA	162 (158*)	122 (116*)	-	40 (41*)
	A	201	152	-	54
	B	254	191	-	60
	C	302 (305*)	234	-	64 (53*)
1442	A	152	-	-	36
	B	184	-	-	45
1445		305	-	45	50
1446		305	-	63	65

* Due to different manufacturing processes, the solid bronze version of the 1433-5 AA and C size slightly differ dimensionally from the brass based version.

Pull Handles

A classic straight design Pull, offered in three lengths and available singly for rear bolt fixing, in pairs for back-to-back operation, or with concealed face fixed rosettes.

These Pulls can also be fitted to a variety of different Back Plates if desired.



Fixings

4325 supplied with M8 x 50mm machine screws (longer screws available upon request).

Back-to-back fixed pairs supplied with M8 'beefeater' fixing system to suit doors up to 64mm thick.

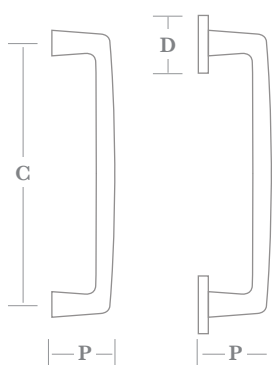
4330 supplied with no.6 x 25mm wood screws.



▲ 4325 (rear bolt fixing)

▲ handles fixed to plates are available

▲ 4330 (concealed face fixing)



			C (centres)	D (rosette diameter)	P (projection)
4325	A	-	175	-	47
	B	-	226	-	54
	C	-	310	-	66
	D		380	-	67
4330	A	-	175	44	53
	B	-	226	44	60
	C	-	310	51	74
	D		380	51	75

Pull Handles & Finger Plates

A traditional offset design Pull, with or without Back Plate, and matching Finger Plate, offered in two sizes. Pulls in pairs for back-to-back installation are available.

The Back Plate & Finger Plate, manufactured from 3mm thick material, are also available in custom sizes.

The Pulls can be fitted to a variety of different Back Plates if desired.



Fixings

6999 & 7001 supplied with M6 x 50mm machine screws (longer screws available upon request).

7001 also supplied with finish matched no.8 x 25mm wood screws.

Back-to-back fixed pairs supplied with M6 'beefer' fixing system to suit doors up to 64mm thick.

7002 supplied with finish matched no.6 x 19mm wood screws.



▲ 7001

▲ 6999
(rear bolt fixing)

▲ 7002

			Overall length	Centres	Plate width	Projection
6999	A	-	240	216	-	62
	B	-	270	245	-	62
	C		330	300	-	64
7001	A	-	305	216	57	65
	B	-	380	245	64	65
7002	A	-	305	-	57	3
	B	-	380	-	64	3

custom sized Plates available upon request

Pull Handles & Finger Plates

A traditional offset design Pull, with or without Back Plate, and a matching Finger Plate, both offered in two sizes. The Pulls are also offered in pairs for back-to-back installation.

These Pulls can be fitted to a variety of different Back Plates if desired.



Fixings

6999 & 7000 supplied with M6 x 50mm machine screws (longer screws available upon request).

7000 also supplied with finish matched no.8 x 25mm wood screws.

Back-to-back fixed pairs supplied with M6 'beefeater' fixing system to suit doors up to 64mm thick.

6998 supplied with finish matched no.6 x 19mm wood screws.



▲ 7000

▲ 6999
(rear bolt fixing)

▲ 6998

			Overall length	Centres	Plate width	Projection
6998	A	-	305	-	57	8
	B	-	380	-	64	8
	C		430	-	70	10
6999	A	-	240	216	-	62
	B	-	270	245	-	62
	C		330	300	-	64
7000	A	-	305	216	57	70
	B	-	380	245	64	70
	C		430	300	70	74

Pull Handles & Finger Plates

A traditional offset design Pull, with or without Back Plate, and matching Finger Plate, offered in two sizes. Pulls in pairs for back-to-back installation are available.

The Back Plate & Finger Plate, manufactured from 3mm thick material, are also available in custom lengths.

The Pulls can be fitted to a variety of different Back Plates if desired.



Fixings

1976 & 1979 supplied with M6 x 50mm machine screws (longer screws available upon request).

1979 also supplied with finish matched no.8 x 25mm wood screws.

Back-to-back fixed pairs supplied with M6 'beefeater' fixing system to suit doors up to 64mm thick.

1980 supplied with finish matched no.6 x 19mm wood screws.

.....



		Overall length	Centres	Plate width	Projection
1976	A	255	218	-	62
	B	287	250	-	62
1979	A	350	218	64	65
	B	400	250	64	65
1980	A	350	-	64	3
	B	400	-	64	3

Pull Handles & Finger Plates

A traditional offset design Pull, with or without Back Plate, and a matching Finger Plate, both offered in two sizes. The Pulls are also offered in pairs for back-to-back installation.

The Pulls can be fitted to a variety of different Back Plates if desired.



Fixings

1976 & 1977 supplied with M6 x 50mm machine screws (longer screws available upon request).

1977 also supplied with finish matched no.8 x 25mm wood screws.

Back-to-back fixed pairs supplied with M6 'beefeater' fixing system to suit doors up to 64mm thick.

1975 supplied with finish matched no.6 x 19mm wood screws.



		Overall length	Centres	Plate width	Projection
1975	A	305	-	57	6
	B	380	-	64	6
1976	A	255	218	-	62
	B	287	250	-	62
1977	A	305	218	57	65
	B	380	250	64	65

Pull Handles & Finger Plates

An Art Deco period offset design Pull, with or without Back Plate, and a matching Finger Plate.

This design of Pull is not available with a back-to-back installation option.

The Pulls can be fitted to a variety of different Back Plates if desired.




Fixings

9531 & 9533 supplied with M6 x 50mm machine screws (longer screws available upon request).

9533 also supplied with finish matched no.8 x 25mm wood screws.

9541 supplied with finish matched no.6 x 19mm wood screws.



		Overall length	Centres	Plate width	Projection
9531		303	190	-	55
9533		350	190	63	60
9541	A	300	-	63	5
	B	350	-	63	5

Pull Handles

An Art Deco period offset Pull, with or without Back Plate, or with face fixed Pad Plates, along with a matching Finger Plate - all offered in two sizes.

The Pulls are also offered in pairs for back-to-back installation, and can be fitted to a variety of different Back Plates if desired.



Fixings

9512, 9515 & 9516 supplied with M6 x 50mm machine screws (longer screws available upon request).

9513 supplied with finish matched no.6 x 19mm wood screws and M6 x 50mm machine screws (longer screws available upon request).

9514 supplied with finish matched no.6 x 19mm wood screws.

9516 also supplied with finish matched no.8 x 25mm wood screws.

Back-to-back fixed pairs supplied with M6 'beefeater' fixing system to suit doors up to 64mm thick.



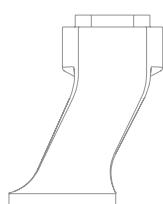
▲ 9516



▲ 9512 (rear bolt fixing)



▲ 9513 (face fixed & rear bolt fixed)
9514 (face fixed only)
9515 (rear bolt fixed only - no screw holes)



offset design

		Overall length	Centres	Plate size	Projection
9512	A	210	190	-	40
	B	254	230	-	46
9513-5	A	240	190	50 x 38	45
	B	280	230	50 x 38	51
9516	A	300	190	300 x 63	46
	B	350	230	350 x 63	52

Pull Handles


A traditional offset design Pull, available in two lengths and with eight Rosette designs, each in four diameters, which complement the Allart Select Door Knob & Lever Rosettes (see section ST3).



Fixings

Supplied with M6 x 50mm machine screws (longer screws available upon request).

Back-to-back fixed pairs supplied with M6 'beefeater' fixing system to suit doors up to 64mm thick.



size A shown with 44mm Ø rosettes

▲ 1986



▲ 1982



▲ 1983



▲ 1984



▲ 1985



▲ 1986



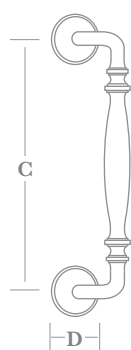
▲ 1987



▲ 1988



▲ 1989



	C (centres)	Projection	D (diameter)
A	218	60	Ø 38, 44, 54, 64
B	250	60	Ø 38, 44, 54, 64

Pull Handles

A traditional straight design Pull, available in two lengths and with eight Rosette designs, which complement the Allart Select Door Knob & Lever Rosettes (see section ST3).



Fixings

Supplied with M6 x 50mm machine screws (longer screws available upon request).

Back-to-back fixed pairs supplied with M6 'beefeater' fixing system to suit doors up to 64mm thick.




▲ 1911




▲ 1910




▲ 1911




▲ 1912



▲ 1913




▲ 1914



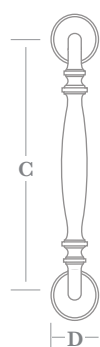
▲ 1915



▲ 1916



▲ 1917



	C (centres)	Projection	D (diameter)
A	209	56	Ø 38, 44, 54, 64
B	241	56	Ø 38, 44, 54, 64

Pull Handles

A classic straight design Pull, available in three lengths and with twelve Rosette designs, each in up to three diameters, which complement the Allart Select Door Knob & Lever Rosettes (see section ST3).



Fixings

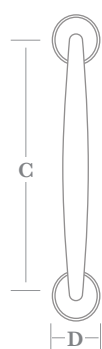
Supplied with M8 x 50mm machine screws (longer screws available upon request).

Back-to-back fixed pairs supplied with M8 'beefeater' fixing system to suit doors up to 64mm thick.



size B shown with 54mm Ø rosettes

▲ 4359



	C (centres)	Projection	D (diameter)
A	175	54	Ø 38
B	226	61	Ø 44, 54, 64
C	310	73	Ø 44, 54, 64

Pull Handles & Finger Plates

A traditional period straight design Pull, with or without Back Plate, and a matching Finger Plate. The Pulls are also offered in pairs for back-to-back installation.

The Pulls can be fitted to a variety of different Back Plates if desired.



Fixings

3934 & 3938 supplied with M6 x 50mm machine screws (longer screws available upon request).

3938 also supplied with finish matched no.8 x 25mm wood screws.


Back-to-back fixed pairs supplied with M6 'beefeater' fixing system to suit doors up to 64mm thick.

3940 supplied with finish matched no.6 x 19mm wood screws.



▲ 3938

▲ 3934
(rear bolt fixing)



▲ 3940

	Overall length	Centres	Plate width	Projection
3934	245	159	-	58
3938	280	159	50	56
3940	280	-	50	6

Finger Plates

A selection of Finger Plates / Pull Handle Back Plates in eleven standard sizes. Custom sizes are available upon request.

Pull Handle Back Plates are machined to mount the chosen Pull Handle centrally on the Plate.



Fixings

Supplied with finish matched no.6 x 19mm wood screws.

A size shown

▲ 6880

PLATE DESIGNS (54mm width shown)

▲ 3280

▲ 4780

▲ 4980

▲ 5980

▲ 6080

▲ 6680

▲ 6780 (square edge design)

▲ 6880 (round edge design)

▲ 8780

	AA	A	B	C	D	E	F	G	H	J	K
Length	254	254	254	305	305	380	380	380	406	406	406
Width	54	64	76	64	76	64	76	89	76	89	102
Thickness	all plates are 6mm thick										

Custom sizes available upon request - surcharge may apply.

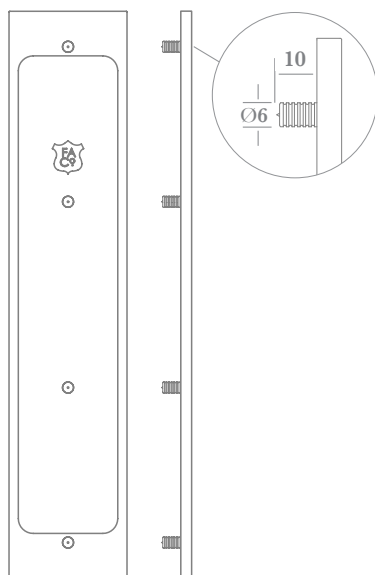
Finger Plates - Concealed Fix

A selection of concealed adhesive fix Finger Plates in eleven standard sizes. Custom sizes are available upon request.



Fixings

Supplied with four locating fixing pins to the rear for adhesive fixing.



Rear view



AA size shown

▲ 6730


PLATE DESIGNS (54mm width shown)



▲ 3230



▲ 4730



▲ 4930



▲ 5930




▲ 6030



▲ 6630



▲ 6730 (square edge design)



▲ 6830 (round edge design)



▲ 8730

	AA	A	B	C	D	E	F	G	H	J	K
Length	254	254	254	305	305	380	380	380	406	406	406
Width	54	64	76	64	76	64	76	89	76	89	102
Thickness	all plates are 6mm thick										

Custom sizes available upon request - surcharge may apply.



Finger Plates & Kick Plates

Finger Plates (except 1441) and Kick Plates manufactured from sheet metal of three different thicknesses, made to order in custom sizes and with the option of either square or rounded corners.

The 1441 is a solid cast bronze Finger Plate to match the 1446 Pull Handle (see page DF3:020).



Fixings


Supplied with finished matched no.6 x 19mm wood screws.

Kick Plates and large Finger Plates will be supplied with either 6 or 8 screws as appropriate.



▲ **1728** radiused corners (shown)
1729 square corners

▲ **1441** 305 x 63 x 3



▲ **2294** radiused corners
2295 square corners (shown)